

QUALITY FURNITURE FITTINGS



CATCHES AND BOLTS	4-7
LOCKS	8-34
HINGES	35-46
DRAWER SLIDES	47-53
HANDLES	54
STAYS	55-56
KD FITTINGS	57-70
WARDROBE & SHELF FITTINGS	71-76
SLIDING DOOR FITTINGS	77-81
DESK FITTINGS	82-84
LEG SYSTEMS	85-93
TABLE FITTINGS	94-95

See online for our FULL range
www.unico.uk.com



Tony Killick
Managing Director

“ *Established in 1970, Unico Components Ltd is proud to serve a wide variety of British furniture manufacturers with a comprehensive fittings solution for their products. Our catalogue shows the enormous range of products that Unico Components Ltd supply.*

We are also sole agents for a number of leading furniture fittings manufacturers from around the world.

We are proud to offer our customers a responsive, reliable and flexible service whilst providing competitive prices and prompt delivery.

Should you be unable to find the right component to suit your needs then please see our full range at www.unico.uk.com or alternatively why not Call The Experts on 01483 237621. ”

FINISHES

AL Aluminium	MS Matt Silver
AN Anthracite	NP Nickel Plated
BE Beige	PA Polished Aluminium
BL Black	PB Polished Brass
BR Brown	SAA Satin Anodised Aluminium
BS Brass Sanded	SC Self Colour
CP Chrome Plated	SI Silver
EB Brass Plated	SS Stainless Steel Finish
FB Bronze Plated	SSE Stainless Steel Effect
GP Gold Plated	TE Teak
GR Grey	WH White
MA Magnolia	YZ Yellow Zinc Plated
MB Matt Brass	ZB Zinc Blue
MCP Matt Chrome Plated	ZP Zinc Plated
MNP Matt Nickel Plated	



SCAN WITH YOUR
PHONE TO VISIT
OUR WEBSITE

UK AGENTS FOR:



KNAPE & VOGT



LEHMANN®



HUWIL

GLOSSARY OF TERMS

GENERAL

c/c refers to Centre to Centre. This is the distance between the centres of the drilling holes.

Key Cutting is available for Siso, Lehmann, Huwil and many other furniture lock brands.

LOCKS

RH / Right Hand lock is fixed to the left side of a right hand hung door.

LH / Left Hand lock is fixed to the right side of a left hand hung door.

KA, Keyed Alike or Pass locks mean that the locks are supplied with the same key numbers e.g. If you order 10 Keyed Alike locks then all of the locks will have the same key number and the same key.

Differ locks means that the locks are supplied with different key numbers e.g. If you order 10 Differ locks then all of the locks will be supplied with different key numbers and different keys.

MK / Mastered locks means that there is a Master Key available for the specific locks which will open any lock in it's related key range.

N/MK / Non-mastered locks simply means that there is no Master Key available.

Removeable Cylinders means that the lock cylinder can be taken out and replaced with another cylinder by the same manufacturer. The lock cylinders are supplied separately from the lock housings.

Key Retention means that when the lock is in the open position the key cannot be removed.

Backset of a lock is the distance between the centre of the cylinder to the side of the lock nearest the edge of the door.

Suited locks are sets of locks with the same key number, where each set has a different key number e.g. You might order three of the same locks with key number 7601TA, two locks with key number 7602TA and five locks with key number 7603TA. Each set of suited locks, if Mastered, could then be opened by one Master Key or just the key relating to the lock e.g. 7601TA. Imagine an office with three rooms, where each room has the same locks on the furniture, but with a different key number for each room. If you have the Master Key then you can open all of the locks but if you only have key number 7601TA then you can only open the three locks in your room. This is an excellent way of providing added security and access control.

HINGES

Overlay hinges are fitted to doors where the door lays onto the frame of the carcass.

Full Overlay hinges overlay the width of the carcass side.

Half Overlay hinges overlay up to half the width of the carcass side.

Inset hinges allow the door to close within the frame of the carcass.

Slide On hinges require a screw to secure the hinge arm to the hinge plate.

Clip On hinges click into place when locating the hinge arm onto the hinge plate.

Hinges Per Door depend on the height and weight of the door. As a general rule use two hinges per door up to 100cm, three hinges per door up to 150cm, four hinges per door up to 200cm and five hinges per door up to 250cm.

26mm or 35mm Cup equates to the diameter of the hole required to fit the hinge into the door. The cup is the part of the hinge that is recessed into the door.

DRAWER SLIDES

Single Extension drawer slides extend approximately $\frac{3}{4}$ of the length of the closed drawer slide. Therefore if the drawer slide is 300mm long when closed, the extension will be approximately 225mm when opened. This provides an overall opened length of approximately 525mm.

Full Extension drawer slides extend the full length of the closed drawer slide. Therefore if the drawer slide is 300mm long when closed, the extension will be 300mm when opened. This provides an overall opened length of 600mm.

Over Extension drawer slides extend the full length of the closed drawer slide plus 25mm. Therefore if the drawer slide is 300mm long when closed, the extension will be 325mm when opened. This provides an overall opened length of 625mm.

Side Fix drawer slides are fitted to the sides of the drawer.

Bottom Fix drawer slides are fitted to the bottom of the drawer.

MAGNETIC CATCHES

Raly Series Magnetic Catch



With striker.

UCA011800004 WH 5kg Pull

UCA011800005 BR 5kg Pull

UCA011900004 WH 6kg Pull

UCA011900005 BR 6kg Pull

	L	W	H	c/c
5kg	48	14	14	40
6kg	56	14	14	48

Magnetic Catch With Screw On Striker



UCA010700404 WH 4kg Pull

UCA010700405 BR 4kg Pull

UCA010700604 WH 6kg Pull

UCA010700605 BR 6kg Pull

	L	W	H	c/c
Catch	46	15	13	37
Striker	35	12	-	-

Screw On Strikers



UCA010700160 ZP 1 Hole 12x35mm

UCA010700360 ZP 2 Hole 12x45mm

Screw On Magnetic Catch



With nail on striker.

UCA012100405 BR

L	W	H	c/c
23	32	17	24

Knock In Magnetic Catch



With captive nail on striker. 2kg pull. For 12mm hole.
Ø12.5x11mm long.

SCA273200104 WH

SCA273200105 BR

Nail on Striker



With captive nail. Ø15x13mm long.

UCA012000260 ZP

Screw On Magnetic Catch



4kg pull.

SCA201200120 GP

SCA201200261 NP

L	W	H	c/c
46	13	14	38

Self Aligning Striker



For SCA2012 Catches.

SCA119900220 GP

SCA119900161 NP

L	W	H	c/c
45	15	5	37

All dimensions in millimetres (mm)

Single Magnetic Tutch Latch



SCA900300003 BL Plastic	L	W	H	Ext
	34	28	15	17

Double Magnetic Tutch Latch



SCA501300003 BL Plastic	L	W	H	Ext
	51	34	14.5	17

Screw On Striker



Ø15x3mm thick. 3mm Ø hole.
UCA012000160 ZP

Screw On Striker



Ø14x2mm thick. 3mm Ø hole.
UCA012001160 ZP

Mini Push Latch



Push door to close and push again to open. Closed length 36.5mm

SCA000200104 NP/WH Plastic	L	W	H
	Catch	36.5	11 28
	Striker	32	10 10

Locator Catch



SCA091900002 SC

	L	W	H
	Catch	40	15 20
	Pin	18	16 -

Plastic Roller Catch



SCA015500004 WH SCA015500005 BR	L	W	H
	Catch	33	21 19
	Striker	29	14 5

Pegline Catch



UCA116600004 WH

	L	W	H
	Catch	46	14 14
	Pin	32	12 15

All dimensions in millimetres (mm)

CATCHES

Double Roller Catch



Sprung nylon rollers. Complete with striker.

UCA010501140 FB
UCA010500160 ZP

	L	W	H
Catch	29	25	13
Striker	32	15	9

Knock In Brass Single Ball Catch



SCA119300121 EB

Striker			Catch		
L	W	c/c	L	Ø	
28	11	21	15	9	

Toggle Catch & Plate



UCA011400061 NP

	L	W	c/c
Catch	47	38	28
Plate	37	12	29

Gripper Catch



17mm Ø clip. 29x15mm pin.

UCA162000020 EB

Double Ball Catch



UCA011700021 EB

	L	W	H
Ball Catch	42	8.5	9
Striker	22	6	6

Toggle Catch & Plate



Holds flat in locked and unlocked position. Catch length excluding plate 70mm.

UCA011500020 EB

UCA011500040 FB

UCA011500050 SS

UCA011500060 ZP

Heavy Duty Toggle Catch & Plate



Catch length excluding plate 75mm.

UCA011600060 ZP

Cupboard Catch



Complete with keep.

UCA187300040 FB

UCA187300064 NP

	L	W	H
Catch	38	55	15
Keep	16	43	15

All dimensions in millimetres (mm)

Steel Slide Bolt



50x13mm. 8x8mm tongue.
SCA035000061 NP

Steel Slide Bolt Cranked



50x13mm. 20x8mm tongue. 7mm crank.
SCA036000061 NP

Steel Slide Bolt



70x15mm. 13x9mm tongue.
SCA037000020 EB
SCA037000061 NP

Angle Striker



17x13x12mm.
SCA037000120 EB
SCA037000161 NP

Brass Slide Bolt & Striker



60x16mm. 9x9mm tongue.
UCA020300023 PB

Steel Bolt & Striker



68x22mm. 12x11mm tongue.
SCA012300020 EB
SCA012300040 FB
SCA012300061 NP

Straight Barrel Bolt & Keep



Bolt 51x26mm or 76x26mm. Keep 14x26mm.
UCA063600064 CP 51mm (2")
UCA063600164 CP 76mm (3")

Necked Bolt & Keep



Bolt 76x25mm. Keep 16x34mm.
UCA063700064 CP

ESPAGNOLETTE LOCKS

Rectangular Espagnolette Lock

Complete with 2 fob keys, rosette, 2 hooks and holders, 2 bar saddles and 2 strikers. Bars ordered separately. 15mm backset. 16.5x20mm nozzle. 64x28x13.5mm lock body. RH.

SLO023720061 NP Differ

SLO023720161 NP Keyed Alike



Espagnolette Lock Without Nozzle

Complete with 2 hooks and holders, 2 bar saddles and 2 strikers. Keys and bars ordered separately. 15mm backset. 74x30x13.8mm lock body.

SLO024000061 NP



Espagnolette Lock

Complete with 2 fob keys, rosette, 2 hooks and holders, 2 bar saddles and 2 strikers. Bars ordered separately. 15mm backset. 19x20mm nozzle. 55x32x13.8mm lock body.

SLO020200164 NP Differ

SLO020200264 NP Keyed Alike



Espagnolette Lock Without Nozzle

Complete with 2 hooks and holders, 2 bar saddles and 2 strikers. Keys and bars ordered separately. 16mm backset. 74x30x13.5mm lock body.

SLO023615040 FB

SLO023615061 NP



Push Bar Espagnolette Lock



Complete with 2 fob keys, rosette, 2 x 1 m bars, 4 bar saddles and 2 bar location sockets. 19x22mm nozzle. 50x40x8mm lock body.

SLO020100064 NP Differ

SLO020100164 NP Keyed Alike

Push Button Espagnolette Lock

Universal push button
espagnolette lock. 25mm
backset. Plastic body.

SLO092800061 NP



Knob For Push Button Lock

23x18mm.

SLO001900061 NP Plastic



Rosette For SLO0928 Locks

34mm diameter rosette for
16mm door thickness.

SLO002601661 NP



Metal Hooks For Espagnolette Lock Bars

Suitable for 6mm locking
bars.

SLO126203761 NP RH

SLO126203861 NP LH

SLO126206740 FB RH

SLO126206840 FB LH



Screw In Hook Striker

14x7mm body. 12.5x5mm
thread.

SLO133800260 NP

SLO133801240 FB



Metal Espagnolette Lock Bar

6mm diameter "D" profile
bar. Other sizes available
to order.

ULO123280261 NP 1m

ULO123280361 NP 2m

SLO123281740 FB 2m



Espagnolette Lock (No Tongue)

15mm backset. Also
available with 12mm,
20mm, 25mm and
30mm backset. Tongue
version also available.
55x28.5x14.5mm lock
body. Keys sold separately
see page 11.

SLO023620061 NP RH

SLO023620161 NP LH

SLO023620040 FB RH

SLO023620140 FB LH



Please Note: Espagnolette fittings required for 1 lock: 2 x Hooks, 2 x Hook Saddles, 2 x Bar Saddles, 2 x Strikers and 1 x 2m Bar (cut to size)

MLM Espagnolette Lock Housing



LH and RH. Key retention optional. Requires Lehmann
cylinders, see page 29. 55x28.5x14.5mm lock body.
20mm long nozzle.

SLO023711661 NP 16.5mm Ø 15mm B/S

SLO023712061 NP 16.5mm Ø 25mm B/S

SLO023711761 NP 18mm Ø 15mm B/S

SLO023711861 NP 18mm Ø 25mm B/S

Hook Saddles For SLO1262 Hooks

27x15mm.

SLO122501161 NP

SLO122501440 FB



Bar Saddle With Cover

27x15mm.

SLO122401161 NP

SLO122401440 FB



MORTICE AND RIM LOCKS

Mortice Lock For Tambour Door



Non mastered. Keyed alike. 80mm face plate. 15mm backset. 47x32mm lock body. 16.5x21mm cylinder.


- SLO013301161** NP Lock Body
- SLO013310061** NP KA Cylinder N/MK
- SLO013390161** NP Differ Cylinder MK

Offset Slotted Striker Plate



80mm overall. Slot size 15x6.5mm.
ULO118100161 NP

Cupboard Lock 'Afric'



RH and drawer lock. 51x26mm lock body. Complete with keys.
ULO025000020 YZ

Universal Box Lock



LH, RH and drawer lock. Keys sold separately. 6x8mm key bit size.
SLO040701561 NP 15mm backset
53x32.5mm lock body
SLO040702061 NP 20mm backset
53x37mm lock body
SLO040702561 NP 25mm backset
53x42mm lock body

Mortice Chest Lock



RH and drawer lock. 6x8mm key bit size. Keys sold separately. 20mm backset. 38x36mm lock body. 68mm face plate. Complete with striker.

ULO019200020 YZ

Universal Mortice Lock



LH, RH and drawer lock. Keys and strikers ordered separately. 6x8mm key bit size. 50x43mm lock body.

SLO000400120 EB 25mm backset

Screw On Rim Lock



15mm backset. Also available with 12mm, 20mm, 25mm and 30mm backset. 6x8mm key bit size. Keys sold separately. 55x28.5x14.5mm lock body. 23x9mm tongue.

SLO042620061 NP RH
SLO042620161 NP LH
SLO042620040 FB RH
SLO042620140 FB LH

Keys For Lay On Locks



6x8mm bit size.

SLO163103140 FB 40mm shank



6x8mm bit size.

SLO671300740 FB 40mm shank



6x8mm bit size.

SLO162400720 EB 30mm shank
SLO162403061 NP 40mm shank



6x8mm bit size.

SLO955300061 NP 38mm shank



6x8mm bit size.

SLO142200140 FB 35mm shank

Key For Lay On Locks



6x8mm bit size.

SLO146200161 NP 38mm shank

Escutcheon

25x35mm.

ULO920100040 FB



Round Escutcheon

11mm deep. 25mm Ø overall.

SLO923800020 EB
SLO923800040 FB
SLO923800061 NP
SLO923800062 MNP



Oval Escutcheon

11mm deep. 29x13.5mm overall.

SLO923900062 MNP



Round Escutcheon

6mm deep. 22mm Ø overall.

SLO924000020 EB
SLO924000062 MNP



STRIKERS

Central Slotted Striker



ULO016611263 NP	L	W	c/c
	60	16	47

Offset Slotted Striker



ULO110900161 NP	L	W	c/c
	70	12	58

Angle Striker Plate



SLO941100161 NP	L	W	H	c/c
	30	12	11	8

Angle Striker Plate



SCA037000120 EB	L	W	H	c/c
SCA037000161 NP	17	12	11	8

Angle Striker Plate

ULO015100261 NP

L	W	H	c/c
37	9	12	28



Striker for Slam Lock

SLO042450260 NP

L	W	H	c/c
18	18	8	8.5



Single Tambour Door Striker

ULO041600461 NP

L	W	H	c/c
60	16.8	6	50



Double Tambour Door Striker

ULO041600561 NP

L	W	H	c/c
52	25	9.7	42



All dimensions in millimetres (mm)

Coin Lock



LH. Suitable for £1 coins. Dry areas only. 25.5mm long nozzle. 18x22mm boring.

ULO019010061 BL

Coin Lock



RH. Complete with coin tray. Fixed cylinder.

ULO019000303 BL

CONTACT US NOW FOR TRADE PRICES:

01483 237621 sales@unico.uk.com



SEE OUR ENTIRE RANGE ONLINE:

www.unico.uk.com

Combination Cam Lock



RH. Three digit combination cam lock. Suitable for 19mm Ø hole.

SLO610100064 CP

Dial Lock 60 Combination Cam Lock



Four digit combination cam lock. RH. The code is reset by pressing the button on the side of the lock. If forgotten the code can be found using the Master Key. The code also resets to 0-0-0-0 when locked.

SLO610300003 BL Lock

SLO610200101 SC Master Key

SLO610300161 NP 36mm Flat Cam

SLO610300261 NP 44.3x5mm Cranked Cam

SLO610300361 NP 50.6x10mm Cranked Cam

SLO610300403 BL Adapter for Wood

FIXCODE DIAL LOCK 57

Fixcode Dial Lock 57



The code for the Fixcode Dial Lock 57 remains the same upon each opening of the lock unless otherwise reset. The Fixcode Dial Lock 57 is suitable for one/multiple users but with one code. When the knob is turned to the locked position the code automatically returns to 0-0-0-0. If lost the lock can be opened using the Master key and the code can be found by inserting a metal pin into the back of the lock.

Supplied in Black as standard although alternate finishes are available subject to minimum quantities.

Available for material thickness of 0.8-3mm/16-18mm or 3-6mm/18-21mm.

79.5x27.5mm boring required for Wood.

75.5x23.5mm boring required for Glass or Steel.

Fixcode Dial Lock 57 Cam Lock



Suitable for Right Hand or Left Hand. Master Key Z0001. Cam sold separately.

SLO610007203 BL RH 0.8-3mm/16-18mm

SLO610007303 BL LH 0.8-3mm/16-18mm

SLO610007403 BL RH 3-6mm/18-21mm

SLO610007503 BL LH 3-6mm/18-21mm

SLO610010261 NP Z0001 Master Key

SLO610005561 NP Code Find Pin

30mm Flat Cam



30x14mm.

SLO610005161 NP

Fixcode Dial Lock 57 with Bolt



Suitable for Right Hand or Left Hand. The bolt can be removed and rotated for locking upwards, downwards and to the side. Master Key Z0001.

SLO610007603 BL RH 0.8-3mm/16-18mm

SLO610007703 BL LH 0.8-3mm/16-18mm

SLO610007803 BL RH 3-6mm/18-21mm

SLO610007903 BL LH 3-6mm/18-21mm

Fixcode Dial Lock 57 Slam Lock



Suitable for Right Hand or Left Hand. Master Key Z0001.

SLO610008003 BL RH 0.8-3mm/16-18mm

SLO610008103 BL LH 0.8-3mm/16-18mm

SLO610008203 BL RH 3-6mm/18-21mm

SLO610008303 BL LH 3-6mm/18-21mm

Fixcode Dial Lock 57 Pedestal Lock



Only available as Left Hand. Master Key Z0001. SVS3 version also available.

SLO610008403 BL 0.8-3mm/16-18mm

SLO610008503 BL 3-6mm/18-21mm

NEED ADVICE? EMAIL: sales@unico.uk.com
CALL: **01483 237621**

FIXCODE DIAL LOCK 57

Fixcode Dial Lock 57 Sliding Door Lock



Suitable for Right Hand or Left Hand. Master Key Z0001.
For 16mm or 19mm doors.

SLO610008603 BL RH 16mm Doors
SLO610008703 BL LH 16mm Doors
SLO610008803 BL RH 19mm Doors
SLO610008903 BL LH 19mm Doors

Fixcode Dial Lock 57 Vertical Shooting Bar Lock



Suitable for Right Hand or Left Hand. Master Key Z0001.
Shooting bars and rod guides sold separately.

SLO610009003 BL RH 16-18mm
SLO610009103 BL LH 16-18mm
SLO610009203 BL RH 18-21mm
SLO610009303 BL LH 18-21mm
SLO610006361 NP 1000mm Shooting Bar
SLO610009403 BL Rod Guide

Fixcode Dial Lock 57 Horizontal Shooting Bar Lock



Suitable for Right Hand or Left Hand. Master Key Z0001.
Shooting bars and rod guides sold separately.

SLO610009503 BL RH 16-18mm
SLO610009603 BL LH 16-18mm
SLO610009703 BL RH 18-21mm
SLO610009803 BL LH 18-21mm
SLO610009961 NP 1000mm Shooting Bar
SLO610009403 BL Rod Guide

Fixcode Dial Lock 57 Espagnolette Lock



Suitable for Right Hand and Left Hand. Master Key Z0001.
For use with the Espagnolette Lock Body for Dial Lock.

SLO610007003 BL RH 18-21mm
SLO610006903 BL LH 18-21mm

Espagnolette Lock Body for Dial Lock

15mm or 25mm backset. For use with
the Fixcode Dial Lock 57 Espagnolette
Lock.

SLO610006861 NP 15mm Backset
SLO610007161 NP 25mm Backset



CONTACT US
NOW FOR
TRADE PRICES:
01483 237621
sales@unico.uk.com

FREECODE DIAL LOCK 58

Freecode Dial Lock 58



The code for the Freecode Dial Lock 58 is changed upon each opening of the lock. The Freecode Dial Lock 58 is suitable for multiple users with different codes. When the knob is turned to the locked position the code automatically returns to 0-0-0-0. If lost the lock can be opened and reset using the Master Key.

Supplied in Black as standard although alternate finishes are available subject to minimum quantities.

Available for material thickness of 0.8-3mm/16-18mm or 3-6mm/18-21mm.

79.5x27.5mm boring required for Wood.

75.5x23.5mm boring required for Glass or Steel.

Freecode Dial Lock 58 Cam Lock



Suitable for Right Hand or Left Hand. Master Key Z0001. Cam sold separately.

SLO610010061 BL RH 0.8-3mm/16-18mm

SLO610010161 BL LH 0.8-3mm/16-18mm

SLO610011003 BL RH 3-6mm/18-21mm

SLO610011103 BL LH 3-6mm/18-21mm

SLO610010261 NP Z0001 Master Key

30mm Flat Cam



30x14mm.

SLO610005161 NP

Freecode Dial Lock 58 Slam Lock



Suitable for Right Hand or Left Hand. Master Key Z0001.

SLO610011203 BL RH 0.8-3mm/16-18mm

SLO610011303 BL LH 0.8-3mm/16-18mm

SLO610011403 BL RH 3-6mm/18-21mm

SLO610011503 BL LH 3-6mm/18-21mm

Freecode Dial Lock 58 Espagnolette Lock



Suitable for Right Hand and Left Hand. Master Key Z0001. For use with the Espagnolette Lock Body for Dial Lock.

SLO610011603 BL RH 18-21mm

SLO610011703 BL LH 18-21mm

Espagnolette Lock Body for Dial Lock

15mm or 25mm backset. For use with the Freecode Dial Lock 58 Espagnolette Lock.

SLO610006861 NP 15mm Backset

SLO610007161 NP 25mm Backset



Need
Espagnolette
Fittings?



See page **9**

Square Drawer Lock

Complete with 2 steel keys and rosette. Mastered. 16.5x23mm nozzle. 40x43mm lock body. 20mm backset.

SLO042591761 NP KA 8147LM
SLO042590761 NP Differ



Square Drawer Lock

Complete with 2 keys and rosette. 200 differs. Non mastered. 19mm diameter nozzle. 22, 26 or 38mm nozzle length. 40x40mm lock body. 25.5mm backset.

SLO042500220 EB 22mm Differ
SLO042500264 CP 22mm Differ
SLO042501064 CP 22mm KA
SLO042500164 CP 26mm Differ
SLO042500364 CP 38mm Differ
SLO042501364 CP 38mm KA



Square Slam Drawer Lock

Complete with rosette, striker and 2 fob keys. 200 differs. Non mastered. 19x22mm nozzle. 40x41mm lock body. 25mm backset.

SLO042400061 NP Differ
SLO042400161 NP KA



Drawer Lock

Complete with 2 keys. 200 differs. 22x22mm nozzle. 34x48mm lock body.

ULO016101103 BL Differ Mastered
ULO016103103 BL Differ N/MK
ULO016103203 BL KA 93212 N/MK
ULO016103303 BL KA 92250 N/MK
ULO016103403 BL KA 92201 N/MK
ULO016103503 BL KA Sets N/MK
ULO016105060 NP Master Key
ULO016100560 NP 22mm Rosette



Screw On Cupboard Lock

Complete with 2 keys. 7 lever. 1000 differs. 16mm Ø nozzle. 6, 16 or 22mm long nozzle. 43x68mm lock body. 22mm backset.

ULO016001160 ZP 6mm Nozzle Differ
ULO016001260 ZP 16mm Nozzle Differ
ULO016001360 ZP 22mm Nozzle Differ
ULO016000360 ZP 22mm Nozzle KA
ULO016005060 ZP 16mm Master Key
ULO016005160 ZP 22mm Master Key
ULO015201361 NP 16.5mm Rosette



Square Cupboard Lock

Complete with 2 steel keys and rosette. Mastered. 16.5x23mm nozzle. 40x43mm lock body. 20mm backset.

SLO042590161 NP RH Differ
SLO042590661 NP LH Differ
SLO042591161 NP RH KA
SLO042592303 BL RH Differ
ULO158500161 NP 6806LM Master Key



Square Cupboard Lock

Complete with 2 steel keys and rosette. Non mastered. 200 differs. 19x22mm nozzle. 40x40mm lock body. 25.5mm backset.

SLO042502564 CP KA
SLO042501564 CP Differ



Narrow Frame Cupboard Lock

Complete with 2 steel keys and rosette. 16.5x22mm nozzle. 18x43mm lock body. 8mm backset

SLO042512061 NP KA N/MK
SLO042512161 NP Differ Mastered



DRAWER/ CUPBOARD LOCKS

Double Cupboard Door Lock

Complete with 2 fob keys, 2 strikers, and a rosette. Ideal for locking two doors together. Non mastered. 19x22mm nozzle. 40x40mm lock body. 24mm backset.

SLO042520061 NP Differ RH
SLO042520161 NP Differ LH



Shield Shape Drawer Lock

Complete with 2 fob keys and rosette. Non mastered. 19x22mm nozzle. 43x47mm lock body. 25mm backset.

ULO015202261 NP KA



Round Desk Lock

Complete with 2 steel keys. Non mastered. 200 differs. 16x25mm nozzle. 38mm Ø lock body. 19mm backset.

ULO015200161 NP Differ
ULO015201161 NP KA



Adjustable Backset Rim Lock

LH. Complete with 2 fob keys and rosette. Adjustable backsets of 15, 20, 25, 30, 35 and 40mm.

SLO042509061 NP Differ



Round Desk Drawer Lock

Complete with 2 fob keys and rosette. Non mastered. 19x22mm nozzle. 40mm Ø lock body. 20mm backset.

ULO015201461 NP Differ
ULO015201761 NP KA



Value Rim Lock

Complete with 2 fob keys, rosette and striker. Non mastered. 19x21mm nozzle. 40x40mm lock body. 26mm backset.

SLO042505061 NP Differ



Shield Shape Slam Drawer Lock

Complete with 2 fob keys and rosette. Non mastered. 19x22mm nozzle. 43x47mm lock body. 25mm backset.

ULO015201861 NP Differ
ULO015201561 NP KA



Value Mastered Rim Lock

Complete with 2 fob keys, rosette and striker. Mastered. 18x22mm nozzle. 42x42mm lock body. 25mm backset.

SLO042505161 NP Differ



Cam Lock



Complete with 2 steel keys, rosette and cam. Mastered. RH. 197 differs. 16.5x20mm nozzle. Cam length 25mm or 36mm.

ULO082790261 NP 25mm Cam Differ

ULO082790361 NP 25mm Cam KA

ULO082790661 NP 36mm Cam Differ

ULO158500161 NP Master Key 6806LM

Cam Lock with Cranked Cam

Complete with 2 steel keys, rosette and 25x8mm cranked cam. Mastered. RH. 197 differs. 16.5x20mm nozzle.

ULO082790561 NP Differ



Cam Lock with Tapered Cam

Complete with 2 steel keys, rosette and 18mm tapered cam. Mastered. LH. 197 differs. 16.5x20mm nozzle.

ULO082791061 NP Differ



Hooked Cam

Hooked cam. 25mm from centre of hole. 34x15mm overall.

ULO082700360 NP



Straight Cam

Straight cam. 25mm or 44mm from the centre of the hole. 32mm or 52mm x 15mm overall.

ULO082700560 NP 25mm

ULO082700461 NP 44mm



Cam Lock



Complete with 2 fob keys and rosette and 30mm cam. Non mastered. RH.

ULO082705061 NP Keyed alike

ULO082705161 NP Differ

Need Hinges?



See page **35**

CONTACT US NOW FOR TRADE PRICES:

01483 237621

sales@unico.uk.com



SEE OUR ENTIRE RANGE ONLINE:

www.unico.uk.com

THREADED CAM LOCKS

Padlock Handle Threaded Cam Lock



For wooden furniture. The 20mm threaded version is supplied with a 40mm cam. The 32mm threaded version is supplied with a 33.5mm cam. Anti-twist plate for wood supplied separately.

- ULO001100161** NP 19x20mm Thread
- ULO001100061** NP 19x32mm Thread
- ULO001100419** YZ Anti-twist Plate

4 Wheel Combination Padlock

Complete with instructions.
6.35mm diameter shackle.

- SLO140400003** BL Padlock
- SLO140400103** BL Master Key



Threaded Cam Lock



Complete with 2 fob keys, nut and washer. 36.5mm to 51.5mm cams to be ordered separately from the lock body. Supplied with 25mm cam as standard. Non mastered. RH. Thread length 20mm.

- SLO192200061** NP Lock Differ with 25mm Cam
- SLO192200261** NP Lock KA with 25mm Cam
- SLO192200561** NP 25mm Cam
- SLO192200761** NP 36.5mm Cam
- SLO192204561** NP 45mm Cam
- SLO192200661** NP 51.5mm Cam

Threaded Cam Lock



Complete with 2 keys, 40mm hooked cam, nut and washer. Available with either 25mm or 30mm thread length. Non mastered. RH. For 19.5mm diameter hole.

- ULO192500064** CP 25mm Differ
- ULO192500264** CP 25mm KA
- ULO193000064** CP 30mm Differ
- ULO193000164** CP 30mm KA

Threaded Cam Lock



Complete with 2 keys, 25.5mm cam, nut and washer. Non mastered. RH. Ø12x16mm thread.

- SLO121600064** CP Differ
- SLO121600164** CP KA

Budget Threaded Cam Lock



Complete with triangular key. 26mm cam. Ø19x20mm thread. RH.

- SLO192010064** CP

Need
Handles?



See page **54**

Sliding Door Lock



Complete with 2 fob keys and nut. Non mastered. Differ. 21mm boring. Ø20x17mm thread. Ø9x9mm pin.

SLO115600061 NP

Flap Lock



Complete with 2 fob keys, rosette and striker. Non mastered. Differ. 19x24mm nozzle.

ULO039240264 CP

Sliding Door Lock



Suitable for wooden doors. Press and turn movement. Complete with 2 keys and rosette. Mastered. 19x22mm nozzle. 7mm or 11mm long pin.

ULO015691361 NP Differ 7mm Pin

ULO015691461 NP KA 7mm Pin

ULO015691161 NP Differ 11mm Pin

ULO015691261 NP KA 11mm Pin

Roller Shutter Claw Lock



Complete with 2 fob keys, rosette and flat striker plate. Non mastered. 40x40mm lock body. 19x22mm nozzle.

ULO016610061 NP Differ

ULO016611461 NP KA

Patio Door Lock



Complete with 2 fob keys and locking sleeve. 33.9x44.3mm lock body. 9.5x14mm pin.

ULO861600004 WH

Roller Shutter Door Lock



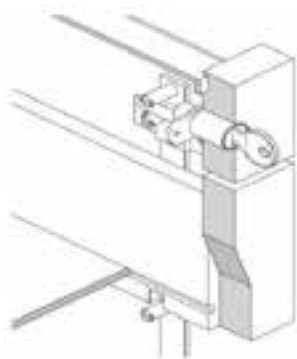
Complete with 2 keys, rosette and striker plate. Non mastered. Differ. 24x65mm lock body. 18x22mm nozzle.

SLO016600003 BL

PEDESTAL LOCK SYSTEM

Huwil Pedestal Lock System

Can be fitted into the top drawer, cross rail or pen tray.



Flat Saddle For Recessed Bars



34x15x1.2mm.
ULO016401260 ZP

"C" Locking Bar With Two Pins

Two 55mm pins. Locking bars can be manufactured to suit the cabinet height for minimum quantities.

ULO016501160 ZP 580mm
ULO016501360 ZP 600mm
ULO016501060 ZP 655mm
ULO016501460 ZP 1200mm



Flat B Saddle For Recessed Bars



38x18x1mm.
ULO016302160 ZP

Adjustable Pins



The pins locate in the "C" Locking Bar to enable the system to prevent the drawer from opening. 7mm diameter pin by 'X' long.


ULO016302860 ZP X=8mm
ULO016302960 ZP X=10mm
ULO016302560 ZP X=12mm
ULO016302660 ZP X=16mm
ULO016302760 ZP X=20mm
ULO016302460 ZP X=25mm

C Saddle For Surface Mounted Bars



50x18x1.5mm.
ULO016302260 ZP

Need
Drawer
Slides?



See page **47**

Front Pedestal Lock One Wing



Complete with 2 steel keys and rosette. 16.5x20mm nozzle. Pin length = X.

ULO016502361 NP Differ X=32mm N/MK

ULO016591763 NP Differ X=45mm MK

ULO016591863 NP KA X=45mm MK

Vertical Two Wing Pedestal Lock



Complete with 2 steel keys and rosette. Mastered. 16.5x20mm nozzle. 40mm pin length.

ULO016593163 NP Differ 40mm Pin MK

Front Pedestal Lock 1 1/2 Wing



Complete with 2 steel keys and rosette. 16.5x20mm nozzle. 50mm pin length.

ULO016591463 NP Differ 50mm Pin MK

Pedestal Lock for Metal Furniture



Complete with 2 fob keys. Maximum panel thickness 2mm. 400 differs. 25x25mm square face. 16mm pin.

ULO015000064 CP Differ

Two Wing Pedestal Lock



Complete with 2 steel keys and rosette. Mastered. 16.5x20mm nozzle. Pin length = X.

ULO016591963 NP Differ X=40mm

ULO016591163 NP KA X=45mm

ULO016591663 NP Differ X=45mm

ULO016598403 BL Differ X=45mm

ULO158500161 NP Master Key 6806LM

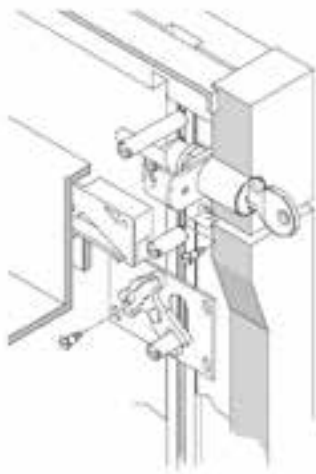
**SIGN UP FOR OUR
MONTHLY EMAIL**

CONTACT US NOW:
sales@unico.uk.com

ANTI-TILT FOR FILING CABINETS

Anti-Tilt for Filing Cabinets

The mechanism can be used with the same bars as the Front Pedestal Lock on page 22. A plastic guide block fitted to the side of the filing drawer operates by moving the bar into the 'up' position, so locking the other drawers due to the locating pins. The bar is kept in position by a spring-loaded trigger plate. Extremely wide drawers will require a bar each side.



Anti-Tilt Bars

'C' section for freely adjustable pins. For pins see page 22.

ULO092664260 ZP 650mm
ULO092664060 ZP 1200mm



A

ALL
PRODUCT
DIMENSIONS
AVAILABLE ON
OUR WEBSITE

B

Trigger Plate With Bar Guide

With bar guide. Load = 3N.
40x27mm overall.

ULO094007104 WH



Trigger Plate

Without bar guide. Load = 3N.
40x25mm overall.

ULO094007201 WH



Trigger Plate

Load = 17N. 58x50mm overall.

ULO094000160 ZP



Trigger Plates

60x40mm overall.

ULO094001705 BR Load = 7N
ULO094000704 WH Load = 17N



Guide Blocks

Guide blocks for anti-tilt system.
65x24x11mm.

ULO094010005 BL RH
ULO094010105 BL LH



SVS3 Anti-Tilt Locking System



The SVS3 anti tilt locking system prevents two or more drawers from being pulled out or sliding open simultaneously. Whether you wish to enhance the safety of your office furniture from the outset or at a later date, SVS3 can be configured and pre-assembled to the customers requirements and can also be adapted to an existing drawer configuration. Using SVS3 it is not possible to open several drawers by mistake or by force. Contact us now for more information.

SVS3 One Wing Pedestal Lock Housing



18x22mm nozzle. 38mm pin, measured from back of wing.
For Huwil VCS 18 cylinders see page 28.

ULO095256261 NP

Pedestal Lock for SVS3



Front pedestal lock for SVS3 system. Mastered. 16.5x20mm nozzle. 39mm pin, measured from back of wing.

ULO016542063 NP Differ Steel Keys

ULO016542363 NP Differ Hinged Keys

ULO016541963 NP KA Steel Keys

Pedestal Lock for SVS3 with No Upstand

Front pedestal lock for SVS3 system. No upstand on the pin. Mastered. 16.5x20mm nozzle. 42mm pin, measured from back of wing.

ULO016542763 NP Differ

ULO016543163 NP KA



Metal Locking Peg for Wooden Drawers



Ø5mm peg. 46mm overall..

ULO095211401 ZP 5mm Pin

ULO095201401 ZP 10mm Pin

Plastic Locking Peg for Metal Drawers



Ø5mm peg x 'X' long. 74mm overall.

ULO095202503 BL X=6mm Pin

ULO095201503 BL X=9mm Pin



SEE OUR ENTIRE RANGE ONLINE:
www.unico.uk.com

GLASS DOOR LOCKS

Square Single Glass Door Lock

No boring required. 4-5mm glass. 34mm overall. Matching hinges and handles also available.

UHI170000464 CP Differ
UHI170000465 MCP Differ
UHI170010464 CP KA
UHI170010665 MCP KA



Badge Single Glass Door Lock

No boring required. 4-5mm glass. 40mm overall. Matching hinges and handles also available.

UHI180000464 CP Differ
UHI180000465 MCP Differ
UHI180010464 CP KA
UHI180010465 MCP KA



Square Single Glass Door Striker

Edge striker for single door. Knock in pins. Bore \varnothing 5mm x 9mm.

UHI170000864 CP
UHI170000865 MCP



Badge Single Glass Door Striker

Edge striker for single door. Knock in pins. Bore \varnothing 5mm x 9mm.

UHI180000864 CP
UHI180000865 MCP



Square Double Glass Door Lock

No boring required. 4-5mm glass. 42mm overall.

UHI170000564 CP Differ
UHI170000565 MCP Differ
UHI170010764 CP KA
UHI170010765 MCP KA



Badge Double Glass Door Lock

No boring required. 4-5mm glass. 40.5mm overall.

UHI180000564 CP Differ
UHI180000565 MCP Differ
UHI180010564 CP KA
UHI180010565 MCP KA



Square Double Glass Door Striker

Edge striker for double door. Knock in pins. Bore \varnothing 5mm x 9mm.

UHI170000764 CP
UHI170000765 MCP



Badge Double Glass Door Striker

Edge striker for double door. Knock in pins. Bore \varnothing 5mm x 9mm.

UHI180000764 CP
UHI180000765 MCP



100mm Ratchet Lock

No boring. 4-8mm glass. Key retention. 1000 differs. Non mastered. 20x26.5mm nozzle.

ULO015500061 NP Differ
ULO015500161 NP KA



100mm Ratchet Lock

No boring. 4-7mm glass. Non mastered. 17.5mm \varnothing nozzle.

ULO015501464 CP Differ
ULO015500264 CP KA



Sliding Glass Door Lock

4-6mm glass. 26mm hole. \varnothing 7mmx19mm pin. 24.5mm long nozzle.

ULO015702061 NP Differ
ULO015700264 CP KA



Push Button Glass Door Lock

Suitable for SDF6303 sliding glass door track see page 81. Non mastered. \varnothing 22x22mm nozzle. \varnothing 5x9mm pin. RH but can be changed to LH.

SDF068150065 MCP Differ
SDF068150265 MCP KA



Glass Lock for Hinged Doors

4-6mm glass. 25mm hole required.
Non mastered. Ø5x9mm pin.

ULO068950261 NP KA
ULO068950362 MNP KA
ULO068950462 MNP Differ
ULO068951261 NP Sets 3118A-3120A



Glass Door Striker

For use with the ULO0689 locks.
17x17x17mm.

ULO068700003 BL



Glass Door Lock for Hinged Doors

4-6mm glass. 26mm hole required.
Ø5x21mm pin. Complete with
striker. Non mastered.

ULO068910162 MNP Differ
ULO068910164 CP Differ
ULO068910262 MNP Differ 21mm Pin
ULO068910764 CP Differ 21mm Pin



Lock for Single Hinged Glass Door

6mm glass. No boring required.
Non mastered. 40x40mm overall.

ULO091800064 CP Differ
ULO091810164 CP KA
ULO091800065 MCP Differ



Striker for Double Doors

For use with the ULO0918 Single
Glass Door Locks. Striker only.
40x40mm overall.

ULO091800164 CP
ULO091800165 MCP



Lock for Double Hinged Glass Door

6mm glass. No boring required.
Non mastered. 52x40mm overall.

SDF091700030 GP Differ
SDF091700064 CP Differ



Lock for Single Hinged Glass Doors

4-6mm glass. LH & RH. No boring
required. 43x28mm overall.

SLO019200003 BL KA



Lock for Single Hinged Glass Doors

6mm glass. No boring required.
35.8x32mm overall.

ULO060200064 CP Differ
ULO060200103 BL Differ
ULO060200130 GP Differ
ULO060200203 BL KA



Lock for Double Hinged Glass Doors

6mm glass. No boring required.
35.8x51.6mm overall.

ULO060300003 BL Differ
ULO060300030 GP Differ
ULO060300064 CP Differ



Lock for Single Hinged Glass Doors

4-6mm glass. 19mm boring.
Ø19x16mm thread.

SLO019100064 CP Differ
SLO019100164 CP KA



Lock for Double Hinged Glass Doors

4-6mm glass. 19mm boring.

SLO019000064 CP Differ
SLO019000164 CP KA



Sliding Glass Door Lock With Keyhole

7mm glass max. 16mm boring
required. Keyway 38.5mm overall.

ULO015401361 NP Differ
ULO015401461 NP KA



HUWIL REMOVABLE CYLINDER LOCKS

Huwil VCS18 Removable Cylinders



Huwil removable cylinders for 18mm diameter housings. Suited options and other Master Key series available.

- ULO015800061** NP Differ N/MK
- ULO015801061** NP KA N/MK
- ULO015810061** NP Sets 3101A-3110A N/MK
- ULO015899461** NP Differ 3A-9Z Mastered
- ULO015899961** NP Differ TA Series Mastered
- ULO015801361** Wire Cylinder Release Key

Universal Cupboard Lock Housing

LH or RH. Ø18x22.5mm nozzle. 43x40mm lock body.

ULO042511163 NP



Sliding Door Lock Housing

Suitable for wooden doors. Ø22x28mm nozzle.

ULO015611163 NP



One Wing Pedestal Lock Housing

Front pedestal lock housing. Ø18x22mm nozzle. 40mm pin.

ULO016511303 BL



Two Wing Pedestal Lock Housing

Front pedestal lock housing. Ø18x22mm nozzle. 40mm pin.

ULO016511163 NP



Threaded Pedestal Lock Housing

Complete with spacer. 45mm pin.

ULO087352561 NP



Espagnolette Push Bar Lock Housing

Ø18x23mm nozzle. Ø40mm lock body.

SLO020700161 NP



Rosette

For either 16.5mm, 18mm or 22mm diameter nozzles.

ULO015201361 NP 16.5mm

ULO015801261 NP 18mm

ULO016100560 NP 22mm



CONTACT US

NOW FOR

TRADE PRICES:

01483 237621

sales@unico.uk.com

MLM/Lehmann Removable Cylinders

With 2 steel keys. Available in either 16.5mm or 18mm diameter. Also available with hinged keys or with your company logo on the key fobs (minimum quantities apply). Suited sets available.



- ULO015870661** NP 16.5mm Differ 18001-18500
- ULO015871261** NP 16.5mm KA 18001
- ULO015809761** NP 18mm Differ 18001-18500
- ULO015809561** NP 18mm KA 18001
- ULO015809061** NP Master Key HSA12 (18001-18500)
- ULO015803021** RD Cylinder Removal Key

Drawer/Cupboard Lock Housing



20mm backset. 20mm long nozzle. 40x43mm lock body. 16.5 or 18mm diameter nozzle.

- ULO042511861** NP 16.5mm Drawer
- ULO042512261** NP 16.5mm RH Cupboard
- ULO042512161** NP 18mm Drawer
- ULO042511961** NP 18mm RH Cupboard

Slam Lock Housing

18mm diameter nozzle. Also available with 16.5mm nozzle. 25mm backset. RH. 40x43mm lock body.

- SLO042450061** NP
- SLO042451061** NP Key Retention



Plastic Drawer/Cupboard Lock Housing



22mm backset. Ø18x20mm nozzle. 35x43mm black plastic lock body. Also available with 16.5mm nozzle.

- ULO163300003** BL 18mm Drawer
- ULO163300103** BL 18mm RH Cupboard

Adjustable Backset Cupboard Lock



LH or RH. Adjustable backset from 15mm to 40mm. 20mm long nozzle. 56.5x45.5mm lock body. 16.5 or 18mm diameter nozzle.

- ULO146600061** NP 16.5mm
- ULO146600161** NP 18mm

Narrow Frame Lock Housing



10mm long nozzle. 20x40mm lock body. 16.5 or 18mm diameter nozzle.

- ULO042512461** NP 16.5mm Drawer
- ULO042512561** NP 16.5mm RH Cupboard
- ULO042512061** NP 18mm Drawer
- ULO042512361** NP 18mm RH Cupboard

Rim Lock Housing



20mm long nozzle. 16.5 or 18mm diameter nozzle. LH, RH and key retention.

- SLO042300061** NP 16.5mm 15mm Backset
- SLO042300161** NP 16.5mm 20mm Backset
- SLO042300261** NP 18mm 15mm Backset
- SLO042300361** NP 18mm 20mm Backset

MLM/LEHMANN LOCKS

Cam Lock Housing and Cam



Complete with 23.5mm, 2mm cranked cam. RH. 20mm long nozzle. 16.5 or 18mm diameter nozzle.

ULO082711361 NP 16.5mm

ULO082711661 NP 18mm

Cam Lock Housing



RH cam lock. Cams sold separately. 22mm long nozzle. 16.5 or 18mm diameter nozzle.

ULO082711761 NP 16.5mm

ULO082711561 NP 18mm

29mm Straight Cam



29mm from the centre of the hole.

ULO082701061 NP

28mm Hooked Cam



28mm from the centre of the hole.

ULO082700961 NP

Cam Lock Housing for Metal Cabinets

For 18mm cylinders. 90° rotation. RH housing. 34mm long cam. 24x24mm square face.

ULO142900061 NP



Threaded Cam Lock Housing with Nut



For 16.5mm cylinders. 15mm thread length. 90° or 180° rotation. Cams sold separately.

ULO143154161 NP 15mm 90° Turn

ULO143124261 NP 15mm 180° Turn

Threaded Cam Lock Housing with Clip



For 16.5mm cylinders. 15, 20 or 25mm thread length. 90° or 180° rotation. Cams sold separately.

ULO143124161 NP 15mm 180° Turn

ULO143164261 NP 20mm 90° Turn

ULO143164561 NP 25mm 90° Turn

Need Hinges?



See page **35**

Espagnolette Knob and Housing



7x7mm square shaft. The knob is screwed into the housing from the back. Knob suitable for 16.5 or 18mm cylinders.

SLO023705061 NP 25mm B/S Housing
SLO023705161 NP Straight Knob

Pedestal Lock Housing



20mm long x 16.5mm or 18mm diameter nozzle.

ULO016596861 NP 16.5mm 2 Wing 30mm Pin
ULO016596261 NP 16.5mm 2 Wing 45mm Pin
ULO016596661 NP 18mm 2 Wing 45mm Pin
ULO016596361 NP 16.5mm 1 Wing 36mm Pin
ULO016596161 NP 18mm 1 Wing 45mm Pin

Glass Door Lock Housing

For 18mm cylinders. RH. 26mm hole required. For locking single glass doors. 32mm diameter knob. Suitable for 4-6mm glass. Key retention.

ULO143200061 NP



Front Plate for Double Doors

For locking double doors with ULO1432 Glass Door Lock. Includes buffer.

ULO143200761 NP



Lockable Turn Knob With Grip

For 18mm cylinders. RH. Ø31x30.5mm. Knobs can be used in the majority of the Lehmann range.

ULO184410062 MNP



Lockable Turn Knob with Thumb Grip

For 18mm cylinders. RH. Ø30x30.5mm. Knobs can be used in the majority of the Lehmann range.

ULO184410262 MNP



Glass Door Lock Housing

For 18mm cylinders. No boring required. 5mm wide pin. RH. Key retention.

ULO143210061 NP



CAN'T FIND WHAT YOU'RE
LOOKING FOR?

CONTACT US NOW:

01483 237621

sales@unico.uk.com

MLM/LEHMANN LOCKS

Tambour Door Lock Housing (Claw)



Ø18mm x 20mm nozzle. 43x35mm lock body.
ULO016611361 NP

Tambour Door Lock Housing



RH. Ø18x20mm nozzle. Also available with 16.5mm diameter nozzle. For strikers see page 12.
ULO041600061 NP 15mm Backset
ULO041600161 NP 22mm Backset

Sliding Door Lock Housing



18x20mm nozzle. Suitable for door thicknesses up to 27mm. Ø40mm housing. Also available with 16.5mm diameter nozzle.
ULO051500061 NP

Claw Lock Housing For Tambour Doors

RH. Ø18x20mm nozzle.
26x87mm lock body. Also available with 16.5mm diameter nozzle.
SLO041500061 NP



Striker for Claw Lock

Striker for SLO0415 Claw Lock. 15x55mm.
SLO041500203 BL



MLM Espagnolette Lock Housing



LH and RH. Key retention optional. 5x28.5x14.5mm lock body. 20mm long nozzle.
SLO023711661 NP 16.5mm Ø 15mm B/S
SLO023712061 NP 16.5mm Ø 25mm B/S
SLO023711761 NP 18mm Ø 15mm B/S
SLO023711861 NP 18mm Ø 25mm B/S

Need
Espagnolette
Fittings?



See page **9**

Siso Removable Cylinders



Removable mastered cylinders under Master Key MK12.

SLO015809961 NP Differ

SLO015852061 NP KA D20

SLO015809861 NP Sets H00-H49

SLO042519364 SC MK12 Master Key

SLO042519564 SC J12 Removal Key

Glass Door Lock Housing



6mm glass. No boring required. 40x40mm overall.

ULO091820064 CP

Cupboard Lock Housing



RH. \varnothing 19x22mm or \varnothing 19x26mm nozzle. 40x40mm lock body. 25mm backset

SLO042579961 NP 19x22mm Nozzle

SLO042579861 NP 19x26mm Nozzle

Threaded Cam Lock Housing



Complete with 40mm hooked cam, nut and washer. Available with either 20mm, 25mm or 30mm thread length. For 19.5mm diameter hole.

ULO192020064 CP 20mm

ULO192520064 CP 25mm

ULO193020064 CP 30mm

Drawer Lock Housing



\varnothing 19x22mm, 26mm, 32mm or 38mm nozzle. 40x40mm lock body. 25mm backset.

SLO042580061 NP 19x22mm Nozzle

SLO042582164 NP 19x26mm Nozzle

SLO042582461 NP 19x32mm Nozzle

SLO042582361 NP 19x38mm Nozzle

Shield Shape Drawer Lock Housing



\varnothing 19x22mm nozzle. 43x47mm lock body. 25mm backset.

ULO015202061 NP

Need
Drawer
Slides?



See page **47**

A
**ALL
PRODUCT
DIMENSIONS
AVAILABLE ON
OUR WEBSITE**
B

MLM/LEHMANN ELECTRONIC LOCKS

Lehmann Electronic Keypad Lock



Slam lock version. Individually personalised code setting, simple operation. Code setting and modification with additional accessories.

ULO040010062 MS

Lehmann Transponder Lock



Slam lock. Locked by pressing the locking button on the transponder unit. Can learn up to 20 transponders. Simple programming without any additional software. Set contains Optical Indicator, Programming Stick, Slam Lock and Striker. Transponder unit sold separately.

ULO040000501 BL Lock Set

ULO040000101 SC Transponder Unit

Lehmann Electronic Finger Print Lock

Slam lock with fingerprint scanner. Can learn up to 50 fingerprints. Simple programming, no additional software required.

ULO040020062 MS



Lehmann RFID Lock



Assigned Use

Where multiple cards can be used to open one lock (Max. 30 different user cards). Slam lock complete with 1 x Master Card, 1 x Delete Card and 3 x User Cards. Additional user cards sold separately.

ULO041500003 BL RFID Assigned Lock Set

ULO041500104 WH RFID Assigned User Card

Shared Use

Where each lock is operated by one user card at a time. Each time the lock is opened the user card and lock are reset to enable the next user to link their card to the lock. Slam lock complete with 1 x Master Card and 2 x User Cards. Additional user cards sold separately.

ULO041510003 BL RFID Shared Lock Set

ULO041510104 WH RFID Shared User Card

- LOW TRADE PRICES
- FREE DELIVERY OVER £150 (NET)
- NO MINIMUM ORDER CHARGE
- NO SPLIT PACK CHARGE
- EXCELLENT CUSTOMER SERVICE

SLIDE ON CONCEALED HINGES

NEED ADVICE? EMAIL: sales@unico.uk.com
CALL: **01483 237621**

98° Slide On Mini Hinge & Plate



26mm cup. Without euroscrews. Full and Half Overlay hinges supplied with a 0mm plate. The Inset hinges are supplied with a 2mm plate.

UHI196100161 NP Full Overlay
UHI196100261 NP Half Overlay
UHI196100361 NP Inset

110° Slide On Maxi Hinge & Plate



35mm cup. Without euroscrews. Full and Half Overlay hinges supplied with a 2mm plate. The Inset hinges are supplied with a 4mm plate.

UHI358100161 NP Full Overlay
UHI358100261 NP Half Overlay
UHI358100361 NP Inset

165° Slide On Hinge & Plate



35mm cup. Without euroscrews. 2mm plate. Full overlay.

UHI386900161 NP

2mm Slide On Hinge Plate



Complete with Euroscrews. For use with the UHI3581 110° hinges.

UHI358100461 NP

Hinge Hole Blanking Caps



Plastic blanking caps for hinge holes. Suitable for 35mm holes.

Round	Winged
UHI003200004 WH A	UHI003200104 WH E
UHI003200005 BR B	UHI003200105 BR F
UHI003200007 BE C	UHI003200107 BE G
UHI003200018 TE D	UHI003200118 TE H

**SIGN UP FOR OUR
MONTHLY EMAIL**

CONTACT US NOW:
sales@unico.uk.com

CLIP ON CONCEALED HINGES

110° Clip On Hinge



35mm cup.

SHI024811061 NP Full Overlay

SHI024853361 NP Half Overlay

SHI024853461 NP Inset

Hinge Plate for 110° and 170° Clip On Hinges



Complete with 15mm Euro screws. For use with the 110° and 170° clip on hinges.

SHI024400061 NP 0mm

SHI024400261 NP 3mm

110° Clip On Soft Close Mechanism



Clip on soft close mechanism for use with the SHI0248 110° clip on hinge.

SHI095100061 NP

170° Clip On Hinge



0mm cranking, full overlay. 35mm cup.

SHI024817061 NP

Wide Opening 270° Cabinet Hinge



270° opening for overlay door. Suitable for door thickness 16 or 19mm. With catch function. 35mm cup.

UHI150401661 NP 16mm Panels

UHI150400061 NP 19mm Panels

CONTACT US
NOW FOR
TRADE PRICES:
01483 237621
sales@unico.uk.com

100° Clip On Soft Close Mini Hinge



26mm cup. Soft close function integrated into the arm of the hinge. Supplied with 0mm plate as standard, 2mm plate with the inset hinge.

UHI120100061 NP Full Overlay
UHI120100161 NP Half Overlay
UHI120100261 NP Inset

100° Clip On Soft Close Maxi Hinge



35mm cup. Complete with plate. Soft close function integrated into the arm of the hinge. Supplied with 0mm plate. Separate 0mm plate available with easy up and down adjustment.

UHI120000061 NP Full Overlay
UHI120000161 NP Half Overlay
UHI120000261 NP Inset
UHI120000361 NP Up & Down Plate

165° Clip On Soft Close Hinge



35mm cup. Complete with plate. Soft close function integrated into the arm of the hinge.

UHI386800561 NP

100° Push To Open Hinge & Plate



35mm cup. Supplied with 0mm plate. Push to open.

UHI006010061 NP Full Overlay
UHI006010161 NP Half Overlay
UHI006010261 NP Inset

Push To Open Plunger



27-47mm adjustable extension. 85mm closed length.

UHI006000303 BL

Push To Open Magnetic Plunger



26-46mm adjustable extension. 84.5mm closed length.

UHI006000206 BL

Soft Close Damper



10x50mm damper. Can be used with or without the damper housing. Soft close function ideal for cupboard doors. For Ø10x52mm boring or for use with the 46x52mm housing.

SKF368100006 GR Damper
SKF368100106 GR Housing

SPECIAL CONCEALED HINGES

95° Hinge For Up To 32mm Doors



35mm cup. Suitable for door thickness up to 32mm.

UHI077671061 NP Full Overlay

UHI077671261 NP Inset

95° Hinge For Up To 43mm Doors



40mm cup. Suitable for door thickness up to 43mm.

UHI073925061 NP Full Overlay

UHI073926061 NP Half Overlay

UHI073927061 NP Inset

0mm Hinge Plate



For use with the UHI0776 and UHI0739 hinges.

UHI131000161 NP

270° Hinge Slide On



Sprung clip to hold hinge closed. Suitable for door thickness of 16-24mm. Slide on.

SHI024827061 NP

0mm Hinge Plate For 270° Hinge



Complete with 13mm Euro screws. For use with the SHI0248 270° hinge. Supplied with 0mm plate.

SHI024484861 NP

Sprung Mignon Hinge



Concealed sprung hinge. Suitable for full overlay, half overlay or inset doors. Maximum door thickness 20mm.


UHI024110061 NP



SEE OUR ENTIRE RANGE ONLINE:

www.unico.uk.com

Need
Drawer
Slides?



See page **47**

Solid Drawn Brass Back Flap Hinge



48x32mm or 60x38mm hinge.

UHI060500001 SC 48mm

UHI060500101 SC 60mm

Brass Flap Hinge Slim



13x80x2mm.

UHI151100124 MB

90° Flap Hinge



30x10mm flap hinge.

UHI063800040 FB

UHI063800061 NP

Brass Flap Hinge



30x80x2mm.

UHI151100024 MB

90° Flap Hinge For Thin Flaps



Uneven flaps. 90° opening. 30x12mm housing.
30x4mm flap.

UHI063700104 WH

UHI063700105 BR

Steel Flap Hinge



48x30x1.5mm.

UHI160000020 EB

UHI160000040 FB

BUTT & TABLE HINGES

Butt Hinge

51x32mm.

UHI400000120 EB
UHI400000140 FB
UHI400000161 ZP



Butt Hinge



	L	W	Thick
SHI151300060 ZP	25	24	1.2
SHI151300160 ZP	40	33	1.4
SHI151300260 ZP	50	37	1.5
SHI151300360 ZP	65	41	1.5
SHI151300460 ZP	75	48	1.5
SHI151300560 ZP	90	54	1.75

Solid Drawn Brass Butt Hinges



	L	W	Thick
UHI060100001 SC	38	22	2.0
UHI060100101 SC	51	28	2.0
UHI060100201 SC	63	35	2.0
UHI060110101 SC	26	19	1.2
UHI060110201 SC	63	35	1.2

Sewing Machine Table Hinge

30x72x2mm.

UHI151200024 BS
UHI151200062 MNP



All dimensions in millimetres (mm)

Cylinder Hinge



	Ø	L	F
UHI060200107 BE	12	36	18
UHI060200205 BR	14	40	20
UHI060200207 BE	14	40	20

Brass Cylinder Hinge



	Ø	L	F
UHI060201021 SC	10	20	10
UHI060201221 SC	12	27	13.5
UHI060201421 SC	14	31	15.5
UHI060201621 SC	16	33	16.5
UHI060201821 SC	18	36	18

Vici Hinge



With S/S linkage. 180° opening

UHI060400580 SSE 45x13mm
UHI060400680 SSE 60x13mm
UHI060400460 SSE 70x16mm
UHI060400780 SSE 95x19mm
UHI060400880 SSE 118x27mm Heavy Duty

Folding Leaf Table Hinge



Suitable for either 18mm or 20mm board. 85x46mm overall.

SHI200001820 YZ 18mm
SHI200002219 YZ 22mm

Flush Hinge With Finials



	L	W
SHI026601120 EB	79	24
SHI026601220 EB	92	25
SHI026601240 FB	92	25

Flush Hinge



	L	W
SHI026600020 EB	38	19
SHI026600120 EB	51	24
SHI026600140 FB	51	24
SHI026600160 ZP	51	24
SHI026600161 NP	51	24
SHI026600164 CP	51	24
SHI026600220 EB	63	25
SHI026600240 FB	63	25
SHI026600260 ZP	63	25
SHI026600261 NP	63	25
SHI026600264 CP	63	25
SHI026600320 EB	76	33
SHI026600360 ZP	76	33
SHI026600361 NP	76	33
SHI026600364 CP	76	33

Single Cranked Hinge



For either 16mm or 19mm board.

SHI036500120 EB	16mm
SHI036500161 NP	16mm
SHI036500220 EB	19mm
SHI036501261 NP	19mm

All dimensions in millimetres (mm)

Double Cranked Hinge



To suit 15-16mm door thickness. 180° opening.
SHI550300020 EB

Piano Hinge



25mm, 32mm or 38mm open width.
0.66mm Thick

UHI065421020 EB	1829x25mm
UHI065420061 NP	1829x25mm
UHI065421120 EB	1829x32mm
UHI065421161 NP	1829x32mm
UHI065421220 EB	1829x38mm
UHI065421261 NP	1829x38mm

0.91mm Thick

UHI065460120 EB	1829x32mm
UHI065460161 NP	1829x32mm

Piano Hinge with Lipped Edge



0.65mm thick. 32mm open width. The lipped edge helps to strengthen the hinge.

UHI065481240 FB	371mm
UHI065482340 FB	429mm
UHI065482440 FB	556mm
UHI065482840 FB	646mm
UHI065481440 FB	692mm
UHI065482640 FB	861mm
UHI065481540 FB	1010mm
UHI065482740 FB	1114mm
UHI065482540 FB	1396mm
UHI065482240 FB	2006mm

MISCELLANEOUS HINGES

Self Closing Hinge



70x48mm overall. 41x35mm door leaf.

UHI159000040 FB

Reflex Hinge



43x32mm open.

SHI012000020 EB RH

SHI012000120 RB LH

Bifold Door Centre Hinge



For use as the centre hinges on bifold doors. 51x41x1.5mm.

UHI030100060 ZP

Pivot Hinge



Plates 57x9mm.

UHI027300040 FB RH

UHI027300140 FB LH

Lift Off Pivot Hinge



28x8mm hinge. 30x5.5mm thread.

UHI062300020 EB

UHI062300061 NP

Hook Over Hinge



Heavy duty. 57x25mm.

UHI375000060 ZP

Small Strut Hinge



Light duty. 86x20mm.
UHI350500061 NP

Cranked Strap Hinge



150mm arm.
SHI012500601 SC

Large Strut Hinge



Heavy duty. 93x40mm.
UHI373100060 ZP

Chest Hinge



150mm arm.
SHI012600601 SC

Strap Hinge



150mm arm.
SHI012400601 SC


Hasp & Staple



76mm hasp.
SHI061703060 ZP

HEAVY DUTY HINGES

Square Heavy Duty Butt Hinge



With 4 stainless steel washers. 102x76x3mm.

UH1152011550 SS

Round Heavy Duty Butt Hinge



With 4 stainless steel washers. 102x76x3mm.

UH1152011650 SS

Flush Heavy Duty Butt Hinge



With 2 stainless steel ball bearing washers. 100x70x2.5mm.

UH1152011750 SS

Single Action Sprung Hinges



The hinge has an enclosed body to reduce the risk of vandalism. The unique fixing method makes it suitable for environments where security and reliability are essential.

SHI800007517 SI 75mm

SHI800010017 SI 100mm

SHI800015017 SI 150mm

Double Action Sprung Hinge



The hinge has an enclosed body to reduce the risk of vandalism. The unique fixing method makes it suitable for environments where security and reliability are essential.

SHI800107517 SI 75mm

SHI800110017 SI 100mm

SHI800115017 SI 150mm

CONTACT US

NOW FOR

TRADE PRICES:

01483 237621

sales@unico.uk.com

NEED ADVICE? EMAIL: sales@unico.uk.com
CALL: **01483 237621**

GLASS DOOR HINGES - DRILLING REQUIRED

Soft Close Mini Glass Hinge & Plate



95° Soft close hinge. 26mm boring for 4-6mm glass. Complete with plate.

UHI072900061 NP Full Overlay
UHI072900161 NP Half Overlay
UHI072900261 NP Inset

Soft Close Maxi Glass Hinge & Plate



100° Soft close hinge. 35mm boring for 4-6mm glass. Complete with plate.

UHI073000061 NP Full Overlay
UHI073000161 NP Half Overlay
UHI073000261 NP Inset

Mini Hinge Front Cover



Front cover plate for the Soft Close Mini Glass Hinge.

UHI072900362 MCP Round
UHI072900364 CP Round
UHI072900465 MCP "D"
UHI072900464 CP "D"

Maxi Hinge Front Cover



Front cover plate for the Soft Close Maxi Glass Hinge.

UHI073000364 CP Round
UHI073000464 CP "D"

'Smart' Glass Door Hinge



Inset doors. 26mm boring. 4-6mm glass. Ideal for furniture where only a narrow mounting is available.

UHI074000061 NP Hinge
UHI074000168 AL Cover Cap

'Elegant' Glass Door Hinge



Inset doors. 12mm boring. 6mm glass. 270° opening.

UHI074100061 NP

GLASS DOOR HINGES - NO DRILLING REQUIRED

Square Glass Door Hinge

No boring required.
4-5mm glass. Sold in pairs.
40x30mm front plate.
Matching locks and handles
also available.

UHI170000064 CP
UHI170000065 MCP



Badge Glass Door Hinge

No boring required.
4-5mm glass. Sold in pairs.
40x30mm front plate.
Matching locks and handles
also available.

UHI180000064 CP
UHI180000065 MCP



Square Centre Glass Door Hinge

No boring required. 4-5mm
glass. 40x30mm front plate.
Matching locks and handles
also available.

UHI170000164 CP
UHI170000165 MCP



Badge Centre Glass Door Hinge

No boring required. 4-5mm
glass. 40x30mm front plate.
Matching locks and handles
also available.

UHI180000164 CP
UHI180000165 MCP



Pivot Hinge

No boring required. 5mm
glass max. Sold in pairs.
For inset doors. 40x15mm
front plate.

MHI500300064 CP



Glass Door Hinge



No boring required. Inset doors. 5mm glass max. Sold in pairs.
40x30mm front plate. Max door size 1000x600mm.

UHI370000064 CP

Centre Glass Door Hinge



No boring required. Inset doors. 5mm glass max. 40x30mm
front plate.

UHA370100064 CP RH
UHA370100164 CP LH

Pivot Hinge



No boring required. inset doors.
Sold in pairs.

MHI500300050 SS 6mm Glass
MHI500300150 SS 8mm Glass
MHI500300250 SS 10mm Glass

	W	H	D
MHI500300050	42	20	13
MHI500300150	52	26	16
MHI500300250	71	35	17

All dimensions in millimetres (mm)

Need
Glass
Locks?



See page **26**

NEED ADVICE? EMAIL: sales@unico.uk.com
CALL: **01483 237621**

BALL BEARING DRAWER SLIDES

Ballbearing Single Extension Slides 17mm



Light duty. For 17mm groove and surface mounting. Max weight 8kg. Sold in pairs. 187mm to 430mm closed length. Single extension.

SDS121701960 ZP 187mm
SDS121702260 ZP 219mm
SDS121702560 ZP 251mm
SDS121702860 ZP 283mm
SDS121703160 ZP 315mm
SDS121703760 ZP 376mm
SDS121704360 ZP 430mm

Ballbearing Single Extension Slides 27mm



Light duty. For 27mm groove and surface mounting. Max weight 15kg. Sold in pairs. 214mm to 342mm closed length. Single extension.

SDS272721460 ZP 214mm
SDS272702560 ZP 246mm
SDS272702860 ZP 278mm
SDS272703160 ZP 310mm
SDS272703460 ZP 342mm

Ballbearing Full Extension Side Fix Slides



Non-handed and 32mm hole pattern for easy installation. Max weight 45kg. Sold in pairs. 12.5mm building in width. 250mm to 700mm closed length. Full extension.

UDS840011060 ZP 250mm
UDS840011260 ZP 300mm
UDS840011460 ZP 350mm
UDS840011660 ZP 400mm
UDS840011860 ZP 450mm
UDS840012060 ZP 500mm
UDS840012260 ZP 550mm
UDS840012460 ZP 600mm
UDS840012660 ZP 650mm
UDS840012860 ZP 700mm

Ballbearing Over Extension Side Fix Slides



Non-handed and 32mm hole pattern for easy installation. Max weight 45kg. Sold in pairs. 12.5mm building in width. 254mm to 711mm closed length. Over extension - the drawer slide extends fully plus 25mm.

UDS840511060 ZP 254mm (10")
UDS840511260 ZP 305mm (12")
UDS840511460 ZP 356mm (14")
UDS840511660 ZP 406mm (16")
UDS840511860 ZP 457mm (18")
UDS840512060 ZP 508mm (20")
UDS840512260 ZP 559mm (22")
UDS840512460 ZP 610mm (24")
UDS840512660 ZP 660mm (26")
UDS840512860 ZP 711mm (28")



SEE OUR ENTIRE RANGE ONLINE:
www.unico.uk.com

Need
Handles?



See page **54**

BALL BEARING DRAWER SLIDES

Soft Close Full Extension Side Fix Slides



Soft close. Non-handed. Max weight 30kg. Sold in pairs. 12.7mm building in width. 300mm to 600mm closed length. Full extension.

UDS845230060 ZP 300mm
UDS845235060 ZP 350mm
UDS845240060 ZP 400mm
UDS845245060 ZP 450mm
UDS845250060 ZP 500mm
UDS845255060 ZP 550mm
UDS845260060 ZP 600mm

Push To Open Full Extension Side Fix Slides



Push to open. Weight 40kg. Sold in pairs. 12.8mm building in width. 300mm to 600mm closed length. Full extension.

UDS860011260 ZP 300mm
UDS860011460 ZP 350mm
UDS860011660 ZP 400mm
UDS860011860 ZP 450mm
UDS860012060 ZP 500mm
UDS860012260 ZP 550mm
UDS860012460 ZP 600mm

CAN'T FIND WHAT YOU'RE
LOOKING FOR?

CONTACT US NOW:

01483 237621

sales@unico.uk.com

Ball Bearing Full Extension Side Fix With Hooks



Side fix slides with bayonet hooks for mounting in metal cabinets. Max weight 45kg. Sold in pairs. 12.7mm building in width. Side fix. Full extension.

SDS400040060 ZP 400mm
SDS400045060 ZP 450mm
SDS400050060 ZP 500mm
SDS400055060 ZP 550mm
SDS400060060 ZP 600mm

Ball Bearing Heavy Duty Full Extension Slides



Non-handed and 32mm hole pattern for easy installation. Sold in pairs. 19.1mm building in width. Side fix. 305mm to 1524mm closed length. Full extension.

UDS890011260 ZP 305mm (12") Max 227kg
UDS890011460 ZP 356mm (14") Max 227kg
UDS890011660 ZP 406mm (16") Max 227kg
UDS890011860 ZP 457mm (18") Max 227kg
UDS890012060 ZP 508mm (20") Max 227kg
UDS890012260 ZP 559mm (22") Max 227kg
UDS890012460 ZP 610mm (24") Max 227kg
UDS890012660 ZP 660mm (26") Max 227kg
UDS890012860 ZP 711mm (28") Max 227kg
UDS890013060 ZP 762mm (30") Max 222kg
UDS890013260 ZP 813mm (32") Max 218kg
UDS890013460 ZP 864mm (34") Max 213kg
UDS890013660 ZP 914mm (36") Max 209kg
UDS890014060 ZP 1016mm (40") Max 200kg
UDS890014260 ZP 1067mm (42") Max 195kg
UDS890014860 ZP 1219mm (48") Max 182kg
UDS890016060 ZP 1524mm (60") Max 154kg

Roller Drawer Slides Side Fix



32mm hole pattern. Max weight 25kg. Sold in pairs. 12.5mm building in width. Single extension. 300mm to 550mm closed length.

- SDS121130004** WH 300mm
- SDS121130005** BR 300mm
- SDS121135004** WH 350mm
- SDS121135005** BR 350mm
- SDS121140004** WH 400mm
- SDS121140005** BR 400mm
- SDS121145004** WH 450mm
- SDS121145005** BR 450mm
- SDS121150004** WH 500mm
- SDS121150005** BR 500mm
- SDS121155004** WH 550mm

	Closed length	Extended length
300mm	300	522
350mm	350	622
400mm	400	722
450mm	450	792
500mm	500	892
550mm	550	992

Roller Drawer Slides Bottom Fix




32mm hole pattern. Max weight 25kg. Sold in pairs. 12.5mm building in width. Single extension. 300mm to 600mm closed length.

- SDS121230004** WH 300mm
- SDS121230005** BR 300mm
- SDS121235004** WH 350mm
- SDS121235005** BR 350mm
- SDS121240004** WH 400mm
- SDS121240005** BR 400mm
- SDS121245004** WH 450mm
- SDS121245005** BR 450mm
- SDS121250004** WH 500mm
- SDS121250005** BR 500mm
- SDS121255004** WH 550mm
- SDS121255005** BR 550mm
- SDS121260004** WH 600mm

	Closed length	Extended length
300mm	300	522
350mm	350	622
400mm	400	722
450mm	450	792
500mm	500	892
550mm	550	992
600mm	600	1092

Pan Drawer Slides



Single extension. Max weight 25kg. Sold in pairs. Complete with front connecting brackets. Three heights of side available 86mm, 118mm or 150mm.

86mm High

- SDS608630004** WH 300mm
- SDS608635004** WH 350mm
- SDS608640004** WH 400mm
- SDS608645004** WH 450mm
- SDS608650004** WH 500mm
- SDS608655004** WH 550mm

118mm High

- SDS611835004** WH 350mm
- SDS611840004** WH 400mm
- SDS611845004** WH 450mm
- SDS611850004** WH 500mm

150mm High

- SDS615030004** WH 300mm
- SDS615035004** WH 350mm
- SDS615040004** WH 400mm
- SDS615045004** WH 450mm
- SDS615050004** WH 500mm
- SDS615055004** WH 550mm

	Closed length	Extended length
300mm	300	512
350mm	350	612
400mm	400	712
450mm	450	802
500mm	500	902
550mm	550	982

Drop Down Front Drawer Slides



Single extension. Max weight 30kg. Sold in pairs. Hinge action on front brackets.

- SDS121840005** BR 400mm

SEE OUR ENTIRE RANGE ONLINE:
www.unico.uk.com

All dimensions in millimetres (mm)

SOFT CLOSE & PUSH TO OPEN

Slidix Retro Soft Close Mechanism



Retro fit soft close for drawer and sliding doors. Suitable for 15kg, 25kg or 40kg weight loads. Activator sold separately.

- SDS900600006** GR 15kg
- SDS900600106** GR 25kg
- SDS900600206** GR 40kg
- SDS900600306** GR Activator

Soft Close Drawer Mechanism



Retro fit soft close for drawers. Max weight 30kg.

- SDS161000006** GR Metal Drawer
- SDS161000106** GR Wooden Drawer

Soft Close Damper



10x50mm damper. Can be used with or without the damper housing. Soft close function ideal for drawers. For Ø10x52mm boring or for use with the 46x52mm housing.

- SKF368100006** GR Damper
- SKF368100106** GR Housing

Push To Open Plunger



27-47mm adjustable extension. 85mm closed length.

- UHI006000303** BL

Push To Open Magnetic Plunger



26-46mm adjustable extension. 84.5mm closed length.

- UHI006000206** BL

Drill In Push To Open Plunger



20mm or 40mm extension. 4mm adjustment. Ø11x71.5mm or Ø11x91.5mm boring required.

- SDS900900006** GR 20mm Extension
- SDS900900106** GR 40mm Extension

Need Hinges?



See page **35**

Plastic Drawer Slides



Made from rigid PVC providing a hardwearing sliding section for drawers. Can be cut to size to suit any drawer length. 25x5.5x2000mm.

SDS005000003 BL

Plastic Drawer Runner 320mm



2 x 5mm dowels, 256mm c/c and 4 screw holes for secure fastening. Sold as singles. 320mm long.

SDS181832001 SC

Plastic Drawer Runner 200mm



2 x 8mm dowels, 160mm c/c and 1 screw hole for secure fastening. Sold as singles. 200mm long.

SDS181820001 SC

Plastic Drawer Runner 350mm



3 x 8mm offset dowels, 127mm c/c and 190mm c/c with 2 screw holes for secure fastening. Sold as singles. 350mm long.

SDS181635001 SC

Plastic Drawer Runner 250mm



3 x 8mm dowels, 96mm c/c and 2 screw holes for secure fastening. Sold as singles. 250mm long.

SDS181825001 SC

Plastic Screw In Stop



Stop for plastic runners. M8x11.5mm thread.

SDS181800004 WH

CONCEALED DRAWER SLIDES

Soft Close Full Extension Bottom Fix Slides 25kg



Concealed drawer slides. Max weight 25kg. Sold in pairs. 250mm to 300mm closed length. Full extension. Soft Close. Complete with adjustable brackets.

- UDS261025060** ZP 250mm
- UDS261030060** ZP 300mm
- UDS261035060** ZP 350mm
- UDS261040060** ZP 400mm
- UDS261045060** ZP 450mm
- UDS261050060** ZP 500mm
- UDS261055060** ZP 550mm
- UDS261060060** ZP 600mm

Push To Open Full Extension Bottom Fix Slides 25kg



Concealed drawer slides. Max weight 25kg. Sold in pairs. 250mm to 600mm closed length. Full extension. Push to open. Complete with adjustable brackets.

- UDS261125060** ZP 250mm
- UDS261130060** ZP 300mm
- UDS261135060** ZP 350mm
- UDS261140060** ZP 400mm
- UDS261145060** ZP 450mm
- UDS261150060** ZP 500mm
- UDS261155060** ZP 550mm
- UDS261160060** ZP 600mm

Soft Close Full Extension Bottom Fix Slides 30kg



Concealed drawer slides. Max weight 30kg. Sold in pairs. 300mm to 600mm closed length. Full extension. Soft close. Adjustable catch sold separately.

- UDS260000003** BL RH Adj Catch
- UDS260000103** BL LH Adj Catch
- UDS260011260** ZP 300mm
- UDS260011460** ZP 350mm
- UDS260011760** ZP 400mm
- UDS260011960** ZP 450mm
- UDS260012160** ZP 500mm
- UDS260012360** ZP 550mm
- UDS260012560** ZP 600mm

3D Soft Close Full Extension Bottom Fix Slides 40kg



Concealed drawer slides. Max weight 40kg. Sold in pairs. 250mm to 550mm closed length. Full extension. Soft close. Complete with 3D brackets. 3D adjustment for depth, horizontal and vertical adjustment.

- UDS300025060** ZP 250mm
- UDS300030060** ZP 300mm
- UDS300035060** ZP 350mm
- UDS300040060** ZP 400mm
- UDS300045060** ZP 450mm
- UDS300050060** ZP 500mm
- UDS300055060** ZP 550mm



SEE OUR ENTIRE RANGE ONLINE:
www.unico.uk.com

Need
Dial
Locks?



See page **14**

84mm High Modern Box



84mm high drawer box. Simply add the front, back and base to complete the drawer. Set comprises of 2 x Drawer Sides, 2 x Full Extension Soft Close Drawer Slides, 2 x Front Connectors and 2 Rear Connectors. Max weight 40kg. 250mm to 550mm closed length.

- SDS908425006** GR 250mm
- SDS908430006** GR 300mm
- SDS908435006** GR 350mm
- SDS908440006** GR 400mm
- SDS908445006** GR 450mm
- SDS908450006** GR 500mm
- SDS908455006** GR 550mm

199mm High Modern Box



199mm high drawer box. Simply add the front, back and base to complete the drawer. Set comprises of 2 x Drawer Sides, 2 x Full Extension Soft Close Drawer Slides, 2 x Front Connectors and 2 Rear Connectors. Max weight 40kg. 250mm to 550mm closed length.

- SDS919925006** GR 250mm
- SDS919930006** GR 300mm
- SDS919935006** GR 350mm
- SDS919940006** GR 400mm
- SDS919945006** GR 450mm
- SDS919950006** GR 500mm
- SDS919955006** GR 550mm

CONTACT US NOW FOR TRADE PRICES:

01483 237621 sales@unico.uk.com



SEE OUR ENTIRE RANGE ONLINE:

www.unico.uk.com

135mm High Modern Box



135mm high drawer box. Simply add the front, back and base to complete the drawer. Set comprises of 2 x Drawer Sides, 2 x Full Extension Soft Close Drawer Slides, 2 x Front Connectors and 2 Rear Connectors. Max weight 40kg. 250mm to 550mm closed length.

- SDS913525006** GR 250mm
- SDS913530006** GR 300mm
- SDS913535006** GR 350mm
- SDS913540006** GR 400mm
- SDS913545006** GR 450mm
- SDS913550006** GR 500mm
- SDS913555006** GR 550mm

Modern Box Accessories



Various accessories are available to turn the Modern Box drawer into a multi-functional drawer. Utilising the traversing rails or bars the drawer can be sectioned into compartments. Perforated sides can also be added to the 135mm and 199mm High Modern Boxes (only available for the 450mm and 500mm deep Modern Box).

The Modern Box is also available in Push To Open, Corner Drawer and Under Sink versions.

HANDLES

Aluminium "D" Handle



96mm c/c. 10mm diameter. 105mm overall. 36mm high.

SHA002600167 BA

Stainless Steel Look "D" Handle



10mm diameter. 36mm high.

UHA170109680 SSE 96mm c/c

UHA170112880 SSE 128mm c/c

UHA170116080 SSE 160mm c/c

UHA170119280 SSE 192mm c/c

UHA170122480 SSE 224mm c/c

UHA170128880 SSE 288mm c/c

Plastic Recess Handle

Semi flush recessed pull.
84x38x2mm front plate.
70x30x14mm hole size.

SHA460000065 MCP



Plastic Recess Pull



For 16mm board. Push fit. 55mm outer diameter.
44mm hole size. 34mm opening.

SHA041400003 BL Round Shell

SHA041100003 BL Backplate

Steel Bar Handle



10mm diameter. 28mm high.

SHA570109662 MNP 96mm c/c

SHA570109619 SSE 96mm c/c

SHA570112862 MNP 128mm c/c

SHA570112819 SSE 128mm c/c

SHA570116019 SSE 160mm c/c

SHA570119262 MNP 192mm c/c

SHA570119219 SSE 192mm c/c

SHA570128862 MNP 288mm c/c

SHA570128819 SSE 288mm c/c

Bow Handles



UHA172306464 CP 64mm c/c

UHA172309662 MNP 96mm c/c

UHA172312862 MNP 128mm c/c

UHA172312864 CP 128mm c/c

Steel Pull 6mm Deep

20mm base. 25mm top.
19mm finger pull.

UHA080100020 EB

UHA080100061 NP



Steel Pull 8mm Deep

20mm base. 25mm top.
19mm finger pull.

UHA080300020 EB

UHA080300061 NP



Flap Stay



Arm slides through nylon slider for silent controlled movement.

UST057400023 PB 215mm (8 1/2") Arm

UST057400123 PB 254mm (10") Arm

Plastic Flap Stay



224x5mm length overall.

SST050400004 WH

Flap Stay



Non locking. 203mm (8") arm. 178mm internal bar size.

SST018610020 EB

SST018610040 FB

SST018610061 NP

Joint Stay



SST060200323 PB LH 76mm (3") Arm

SST060200023 PB RH 102mm (4") Arm

SST060200123 PB LH 102mm (4") Arm

Joint Stay



92x8mm each arm.

SST017700020 EB RH

SST017700120 EB LH

CONTACT US
NOW FOR
TRADE PRICES:
01483 237621
sales@unico.uk.com

STAYS

Lift Up Flap Stay



To open, lift the flap to horizontal. To close the flap, lift then lower. 200mm (8") overall. 200x10mm bar size.

UST057500061 WH/NP RH
UST057500161 WH/NP LH

Box Lid Stay



Screw mounted to side panel and lid. Non handed design. Spring holds lid in position. For heavier lids two stays should be used.

UST862000003 BL
UST862000004 WH

Adjustable Flap Stay



Max opening 100°. Max weight on one stay 6kg. Complete with brackets.

UST366710061 ZP

Top Box Flap Stay



This stay can be used without hinges. The slender and compact lid stay takes up the minimum amount of space in the cabinet. 120mm closed height.

UST060000006 GR

- LOW TRADE PRICES
- FREE DELIVERY OVER £150 (NET)
- NO MINIMUM ORDER CHARGE
- NO SPLIT PACK CHARGE
- EXCELLENT CUSTOMER SERVICE

Pneumatic Expansion Stay



Complete with brackets. Extended length 247mm.

UST151100106 GR 60N
UST151100206 GR 80N
UST151100306 GR 100N
UST151100406 GR 120N

Cam System



For 16mm minimum panels. 25x12.5mm cam.

- UKD051100111** SC Cam
- UKD051100001** SC Bolt 8mm Thread
- UKD051100101** SC Bolt 12mm Thread
- UKD051100204** WH M6 Plastic Socket 10x13mm
- UKD051101203** BL M6 Plastic Socket 10x13mm
- UKD051111101** SC M6 Plastic Socket 10x11mm
- UKD051111204** WH M6 Expansion Socket 10x13mm (x24)
- UKD051100304** WH Plastic Cover Cap
- UKD051100305** BR Plastic Cover Cap

Mini Cam & Dowels



15mm diameter mini cams for 16-19mm panels.

- SKD263101601** SC Cam for 16mm Panels
- SKD263101801** SC Cam for 18mm Panels
- SKD263101901** SC Cam for 19mm Panels
- SKD263001001** SC 34mm M6 Thread Bolt
- SKD263202460** ZP 24mm Eurothread Bolt

"D" Fix Cam



For 19mm panels.

- SKD242033061** NP Cam
- SKD242033160** NP Bolt

Maxifix Cams



Suitable for partition walls, shop displays and exhibition stands.
For wood thickness from 24mm. 35x17mm cam. 55mm M6 Threaded bolt.

- UKD263300060** ZP Cam
- SKD263300160** ZP Bolt

System "S"



- UKD050900740** FB Barrel for 16mm Panels
- UKD050900840** FB M10 Grub Screw for Above
- UKD050900040** FB Barrel for 19mm Panels
- UKD050900140** FB M10 Grub Screw for Above
- UKD050900260** ZP M6 Straight Bolt 34mm
- UKD050900660** ZP Eurothread Straight Bolt 34mm
- UKD050900560** ZP Double Bolt 88mm
- UKD050900360** ZP Hinged Bolt 93mm
- UKD050900404** WH Cover Cap
- UKD061601320** YZ 13mm Screw In Bush

Fuerte System



Ideal for beds. A heavy duty steel dowel links the headboard to the side rail and is locked into position in the side rail by simply turning an internal worm gear in the housing by means of a 6mm allen key.

- UKD081400001** SC Fuerte Housing 35x17mm
- UKD081400160** ZP 64mm Dowel
- UKD081400260** ZP 84mm Dowel
- UKD081400360** ZP Female Dowel 52mm
- UKD061681320** YZ D Type Insert M8x13mm
- UKD061781320** YZ E Type Insert M8x13mm
- UKD081400405** BR Cover Cap
- UKD207600060** ZP 6mm Allen Key

CONNECTING BLOCKS

KD Blocks



36x21x13mm overall.

UKD051200104 WH
UKD051200105 BR

Double Connecting Block With Cover



44x21x21mm.

UKD051800103 BL
UKD051800104 WH
UKD051800105 BR

Modesty Blocks



36x13x13mm.

UKD051300070 MA
UKD051300103 BL
UKD051300104 WH
UKD051300105 BR
UKD051300107 BE
UKD051300118 TE

Quickloc Flush Fitting



Ø 20mm. One piece expanding connector.

UKD680683503 BL
UKD680683504 WH

Single Connecting Block With Cover



21x21x18mm.

UKD051800003 BL
UKD051800004 WH
UKD051800005 BR
UKD051800006 GR

A

**ALL
PRODUCT
DIMENSIONS
AVAILABLE ON
OUR WEBSITE**

B

Keyhole Plates



32mm hole centres.

UKD051400060 ZP Single 41x15mm
UKD051400260 ZP Double 75x15mm

Knock Down Fitting



19x17x31mm.

UKD028001960 ZP RH
UKD028011960 ZP LH

Taper Connectors



Steel two piece taper connectors. 100x15mm.

SKD202040001 SC

Need Hinges?



See page **35**

Two Piece Flush Mounts



Overall thickness 2.5mm.

SKD041800060 ZP 35x35mm
SKD041800160 ZP 38x43.5mm

M6 Allen Head Bolts



M6 thread. 4mm allen head. Countersunk.

UKD128066320 EB 63mm
UKD128067603 BL 76mm
UKD128067661 NP 76mm
UKD128000005 BR Cover Cap
UKD128000120 EB Collar

Collars



To suit UKD1280 Bolts.

UKD123900021 EB 13x4mm Lip
UKD123900061 NP 13x4mm Lip
UKD124500003 BL 13x4.5mm
UKD124500020 EB 13x4.5mm
UKD124500061 NP 13x4.5mm
UKD124500101 AL 18x3mm
UKD124500103 BL Plastic 13x4.5mm

BED FITTINGS

M6 Threaded Bolts

M6 thread. 4mm flat allen head.

- UKD001563020** YZ 20mm
- UKD001564020** YZ 40mm
- UKD001564061** NP 40mm
- UKD001565020** EB 50mm
- UKD001565061** NP 50mm
- UKD001566020** EB 60mm
- UKD001566061** NP 60mm
- UKD001568020** YZ 80mm
- UKD001510020** YZ 100mm
- UKD001512019** YZ 120mm



Cross Dowels



- UKD125061420** YZ M6x14mm
- UKD125061460** ZP M6x14mm
- UKD125062060** ZP M6x20mm
- UKD125063060** ZP M6x30mm
- UKD225063060** ZP M6x30mm Off Centre
- UKD125182560** ZP M8x25mm
- UKD051706101** SC Aluminium M6x15mm

**SIGN UP FOR OUR
MONTHLY EMAIL**

CONTACT US NOW:
sales@unico.uk.com

Maxi Luna Bed Set



Heavy duty bed assembly fittings for 40mm hole.

- UKD062800001** SC Washer 40x15mm
- UKD062800120** YZ M8x95mm Threaded Bolt
- UKD062801220** YZ M8 Allen Head Bush
- UKD062800320** YZ M8 Hex Nut
- UKD062800720** YZ M8 Spanner
- UKD062800505** BR Cover Cap

Media Luna Set



- UKD051566560** ZP Bolt
- UKD062700005** BR Washer
- UKD062700105** BR Cover Cap
- UKD125061460** ZP Cross Dowel

Mini Luna Set



For use with the M6 Threaded Bolts. 30mm diameter hole.

- UKD062600060** ZP Washer
- UKD062700105** ZP Cover Cap

Bed Connectors



8 piece set. 4 slotted and 4 hooked pieces per set.
127mm overall.
SMI201300060 YZ

Bed Connectors



2 piece. 69x39x31mm.
UKD800100019 YZ

Bed Connectors



8 piece set. 4 slotted and 4 hooked pieces per set.
100mm overall.
UKD201200019 YZ

Bed Connectors



5 position adjustment. 139.5x48x5mm overall.
UKD800300019 YZ

Adjustable Bed Fitting Set



SMI201400020 YZ 2 Position
SMI201400120 YZ 5 Position
SMI201500020 EB Distance Ring

Bed Connectors



8 piece. 95mm overall.
UKD800400019 YZ

KD FITTINGS

Allen Keys



- UKD107600060** ZP 4mm
- UKD207500060** ZP 5mm
- UKD207600060** ZP 6mm
- UKD107400060** ZP 4mm Z Shape

Connecting Screws

Metal thread, plastic head. M6 thread.

- SKD354500004** WH 36-42mm
- SKD354500005** BR 36-42mm



Brass Heads



- SPE100141121** EB M4x8mm Plain Domed
- SPE100141160** ZP M4x8mm Plain Domed
- SPE100301121** EB M3x10mm Plain Domed
- SPE100301160** ZP M3x10mm Plain Domed
- UKD101162221** EB M6x9mm Allen
- UKD101162261** NP M6x9mm Allen
- UKD101262221** EB M6x11.75mm Allen
- UKD101262261** NP M6x11.75mm Allen
- UKD104262221** EB M6x8mm Allen
- UKD101362221** EB M6x18mm Allen
- UKD103162321** EB M6x12.7mm Slotted
- UKD103162361** NP M6x12.7mm Slotted
- UKD104661221** EB M6x10mm Allen Domed

M6 Allthreads



- UKD126162601** SC 26mm
- UKD126163201** SC 32mm
- UKD126163801** SC 38mm
- UKD126164401** SC 44mm
- UKD126164801** SC 48mm
- UKD126165101** SC 51mm
- UKD126165701** SC 57mm
- UKD126166301** SC 63mm
- UKD126167001** SC 70mm
- UKD126167601** SC 76mm
- UKD126113520** SC 135mm

Guide Dowels



8mm diameter.

- UKD114000005** BR Plastic
- UKD114000021** EB Metal

Tee Nuts

4 pronged.

- MKD113940401** SC M4x15mm
- MKD113950401** SC M5x18mm
- MKD113960401** SC M6x18mm
- MKD113980401** SC M8x22mm
- MKD114001001** SC M10x25mm



"C" Type Slotted Insert

UKD061260001 YZ M6x12mm
UKD061500601 YZ M6x14.75mm



"D" Type Insert

UKD061601020 YZ M6x10mm
UKD061601320 YZ M6x13mm
UKD061601619 YZ M6x16mm
UKD061602020 YZ M6x20mm
UKD061602520 YZ M6x25mm
UKD061681320 YZ M8x13mm
UKD061682020 YZ M8x20mm



"DR" Type Insert

UKD031100021 EB M4x8mm



"DR" Type Insert

UKD061401420 YZ M6x15mm
UKD061481660 YZ M8x15mm
UKD061481560 YZ M8x20mm



"DRZ" Type Insert

UKD061361420 YZ M6x15.5mm



"E" Type Insert

UKD061701320 YZ M6x13mm
UKD061781320 YZ M8x13mm
UKD061782020 YZ M8x20mm
UKD061782520 YZ M8x25mm



"M" Type Insert

UKD061861460 ZP M6x14mm
UKD061862060 ZP M6x20mm
UKD061882460 ZP M8x25mm
UKD061812060 ZP M10x20mm



"MC" Type Insert

UKD031000121
EB M6x11.5mm Without Ball
UKD031000221
EB M6x11.5mm With Nylon Ball



"MC" Type Insert

UKD031000304
WH M6x12mm Plastic Without Ball
UKD031000404
WH M6x12mm Plastic With Steel Ball



"N" Nylon Insert

UKD051100204 WH M6x13mm
UKD051101203 BL M6x13mm



"N" Type Insert Strips Of 24

UKD051111101 WH M6x10mm
UKD051111204 WH M6x13mm



WASHERS & BOLTS

Washers



SMI600300360 ZP M5x13mm
SMI600300060 ZP M6x20mm
SMI600300260 ZP M8x16mm
SMI600300160 ZP M10x20mm

Shakeproof Washer



SMI600403860 ZP M10x18mm

Plastic Headboard Washer



SMI400000001 SC M8x36mm

Headboard Bolts



SMI500083560 ZP M8x35mm
SMI500086060 ZP M8x60mm

Nuts



SMI600200620 YZ M6 Half Nut
SMI600100660 ZP M6 Nyloc Nut
SMI600100860 ZP M8 Nyloc Nut
UKD062800320 YZ M8 Full Nut

Cheese Head Screws




SMI600041860 ZP M4x20mm
SMI600006020 YZ M6x60mm

M4 Washer Head Screws




SCW000400860 ZP 8mm
SCW000401060 ZP 10mm
SCW000401260 ZP 12mm
SCW000401560 ZP 15mm
SCW000402060 ZP 20mm
SCW000402560 ZP 25mm
SCW000403260 ZP 32mm
SCW000403560 ZP 35mm
SCW000404060 ZP 40mm

Need
Drawer
Slides?



See page **47**

Modeez Screws



For use with the Modeez Clips. Length (L) is measured from the screw tip to the shoulder.

		Ø	L
Light Duty			
A	MKD102000060 ZP	3.6	11
Medium Duty			
A	MKD215500060 ZP	5	16
B	MKD106500060 ZP	4	12.5
B	MKD116500060 ZP	4	16
C	MKD506800060 ZP	4	32
C	MKD506900060 ZP	4	25
Heavy Duty			
C	MKD606800060 ZP	5	32
C	MKD616500060 ZP	5	16
Thread Cutting Screw			
D	MKD504300060 ZP	3	9.5
Internal & External Thread Screws			
E	MKD506600060 ZP Internal Thread	5	16
F	MKD206500020 YZ	4	12
F	MKD206500060 ZP	4	12
F	MKD506500060 ZP	5	16
F	MKD556500060 ZP	5	12.5

Modeez Clips



Clip for 13mm panel. WxDxL = 8.1x9.7x42.2mm. Non-locking.
MKD203200040 FB



Clip for 16mm panel. WxDxL = 11x11.1x43.6mm. Non-locking.
MKD403200040 FB



Clip for 16mm panel. WxDxL = 12.8x8.3x63.5mm. Non-locking.
MKD406100040 FB



Clip for 16mm panel. WxDxL = 10.5x8.3x63.5mm. Semi-locking.
MKD406200040 FB

CONTACT US
 NOW FOR
 TRADE PRICES:
01483 237621
sales@unico.uk.com

All dimensions in millimetres (mm)

MODEEZ FASTENERS

Modeez Clips



Clip for 16mm panel. WxDxL = 12.5x8.3x63.5mm.
Semi-locking.

MKD406300040 FB



Clip for 16mm panel. WxDxL = 12.5x8.3x63.5mm.
Semi-locking.

MKD406400040 FB



Clip for 19mm panel. WxDxL = 13.3x11.1x43.6mm.
Non-locking.

MKD503200040 FB



Clip for 19mm panel. WxDxL = 13.3x11.3x58.7mm.
Pass through.

MKD506100040 FB

Modeez Clips



Clip for 19mm panel. WxDxL = 13.3x11.3x58.7mm.
Non-locking.

MKD506300040 FB



Clip for 19mm panel. WxDxL = 13.3x11.3x58.7mm. Locking.

MKD506400040 FB



Clip for 22mm panel. WxDxL = 16.5x11.5x58.7mm.
Non-locking.

MKD606300040 FB



Clip for 22mm panel. WxDxL = 16.5x11.5x58.7mm. Locking.

MKD606400040 FB

Screw Cups



6mm internal. Suitable for an 8mm countersunk head.

SMI000800020 EB
SMI000800061 NP

Unita Screws



Pozi or 4mm allen head.

UKD105105060 ZP 5x50mm Pozi
UKD105005060 ZP 7x50mm Pozi
UKD105106060 ZP 7x60mm Pozi
UKD105105160 ZP 5x50mm Allen
UKD105003160 ZP 7x30mm Allen
UKD105005160 ZP 7x50mm Allen
UKD105100007 BE Plastic Cover Cap

Beech Dowels



SKD124083001 SC M8x30mm
SKD124084001 SC M8x40mm
SKD124085001 SC M8x50mm
SKD124014001 SC M10x40mm
SKD124016001 SC M10x60mm

All dimensions in millimetres (mm)

Spax Screws



Countersunk Spax Screws ZB	Size (mm)	Pan Head Spax Screws ZB
SCS250001060	2.5x10	
SCS250001260	2.5x12	
SCS250001660	2.5x16	
SCS250002060	2.5x20	
SCS250002560	2.5x25	
	3.0x10	SCS300101060
SCS300001260	3.0x12	SCS300101260
SCS300001660	3.0x16	SCS300101660
SCS300002060	3.0x20	SCS300102060
SCS300002560	3.0x25	SCS300102560
SCS300003060	3.0x30	SCS300103060
SCS300003560	3.0x35	
SCS300004060	3.0x40	
SCS300004560	3.0x45	
SCS350001260	3.5x12	SCS350101260
SCS350001660	3.5x16	SCS350101660
SCS350002060	3.5x20	SCS350102060
SCS350002560	3.5x25	SCS350102560
SCS350003060	3.5x30	SCS350103060
SCS350003560	3.5x35	SCS350103560
SCS350004060	3.5x40	SCS350104060
SCS350004560	3.5x45	
SCS350005060	3.5x50	
SCS400001260	4.0x12	SCS400101260
SCS400001660	4.0x16	SCS400101660
SCS400002060	4.0x20	SCS400102060
SCS400002560	4.0x25	SCS400102560
SCS400003060	4.0x30	SCS400103060
SCS400003560	4.0x35	SCS400103560
SCS400004060	4.0x40	SCS400104060
SCS400004560	4.0x45	SCS400104560
SCS400005060	4.0x50	SCS400105060
SCS400005560	4.0x55	
SCS400006060	4.0x60	
SCS400007060	4.0x70	
	4.5x16	SCS450101660
SCS450002060	4.5x20	SCS450102060
SCS450002560	4.5x25	SCS450102560
SCS450003060	4.5x30	
SCS450003560	4.5x35	
SCS450004060	4.5x40	SCS450104060
SCS450004560	4.5x45	
SCS450005060	4.5x50	SCS450105060
SCS450006060	4.5x60	
SCS450007060	4.5x70	
SCS450008060	4.5x80	
SCS500001660	5.0x16	SCS500101660
SCS500002060	5.0x20	SCS500102060
SCS500002560	5.0x25	SCS500102560
SCS500003060	5.0x30	SCS500103060
SCS500003560	5.0x35	SCS500103560
SCS500004060	5.0x40	SCS500104060
SCS500004560	5.0x45	SCS500104560
SCS500005060	5.0x50	SCS500105060
SCS500005560	5.0x55	
SCS500006060	5.0x60	SCS500106060
SCS500007060	5.0x70	SCS500107060
SCS500008060	5.0x80	
SCS500009060	5.0x90	
SCS500010060	5.0x100	

PLATES & BRACKETS

Glass Plates



SKD023700020 EB 32mm
SKD023700120 EB 38mm

Bracket



28x25x25mm.
SMI033900060 ZP Slotted
SMI033900360 ZP Plain Hole

Angle Stretcher Plates



Slots 17x5mm. 25x30x38mm.
SKD031500101 SC
SKD031500160 ZP

Bracket



SMI034004060 ZP 38x38x16mm
SMI034006060 ZP 63x63x16mm

Slotted Plates



45x32mm.
SKD031700001 SC Vertical Slot
SKD031600001 SC Horizontal Slot

Bracket



SMI016300060 ZP 19x19x19mm
SMI034400060 ZP 25x19x16mm

Corner Bracket



SMI033800060 ZP 51x51mm
SMI024900060 ZP 63x63mm

Corner Bracket



116x67mm.
SMI035400360 ZP

Half Moon Clip



20x10mm.
SMI034500045 FB

Connecting Brackets



190x19mm.
SKD001600060 ZP

Swivel Mirror Movement



SMI008800020 EB

Swivel Mirror Movement



SMI011700020 EB

Plastic Mirror Clip



SMI050600001 SC 13x11x6mm



SEE OUR ENTIRE RANGE ONLINE:
www.unico.uk.com

KD FITTINGS

Connectors For Worktops



SKD121412660 ZP 65mm
SKD121412560 ZP 150mm

Connectors For Worktops



100pcs per box. Supplied complete with drill bit, drilling jig and tightening bar.

UKD051600061 ZP

Noise Buffers



Sold in sheets of 100pcs. 3mm thick. 10mm diameter.

SMI187900201 SC

Noise Buffers



SMI160200005 SC 6mm
SMI303400001 SC 10mm

Plastic Cover Caps



SMI261000004 WH 5mm
SMI262100009 GR 8mm
SMI262201003 BL 14mm

Card Frames



SMI103900064 CP 67x22mm With Pull
SMI112600064 CP 76x16mm


Back Panel Connector



Diecast.

UKD350000061 NP

Need
Drawer
Slides?



See page **47**

Round Tubing



3.66m lengths.

UWF065613464 CP 19mm Ø

UWF065611064 CP 25mm Ø

Invisible Socket



UWF061103464 CP 19mm

UWF061101064 CP 25mm

Rod End Socket



UWF064503464 CP 19mm

UWF064501064 CP 25mm

End Support



SWF154003464 CP Ø19mm Overall Height 79mm

SWF154001064 CP Ø25mm Overall Height 89mm

End Support



Overall height 62mm.

SWF005003420 EB 19mm

SWF005003464 CP 19mm

SWF005001020 EB 25mm

SWF005001064 CP 25mm

Centre Support



Overall height 66mm.

SWF005103420 EB 19mm

SWF005103464 CP 19mm

SWF005101020 EB 25mm

SWF005101064 CP 25mm

Centre Support



SWF153901064 CP Ø25mm Overall Height 89mm

OVAL WARDROBE RAIL

22mm Oval Tubing



3m long. 22x15mm.

UWF065502261 NP

30mm Oval Tubing



3m long. 30x15mm.

UWF065503061 NP

End Support



3 screw holes. 19.4x44x13mm overall.

UWF064713061 NP

End Support



1 x 5mm peg and 2 screw holes. 19.4x44x13mm overall.

UWF950355761 NP

End Support



2 x 5mm pegs and 1 screw hole. 32mm c/c for the pegs. 19.4x44x13mm overall.

UWF064703061 NP

End Support



Complete with M6x40mm screw. Top mounting. 18x65x14mm overall.

UWF061000061 NP

Centre Support



46x76x11mm overall.

UWF950355864 CP



SEE OUR ENTIRE RANGE ONLINE:
www.unico.uk.com

Flat Shelf Strip

1829mm long. Fixing holes 114.3mm c/c. For flush or surface mounting. 19mm wide x 2mm thick.

SSF74700001 SC Ali
SSF747000020 EB
SSF747000023 PB
SSF747000040 FB
SSF747400060 ZP



Raised Shelf Strip

1829mm long. Fixing holes 152.4mm c/c. 3mm deep.

SSF747200001 SC Ali
SSF747200020 EB Steel
SSF747200145 FB Ali
SSF747200060 ZP Steel



Shelf Stud

To suit SSF7470 Flat Shelf Strip.

SSF747100020 EB
SSF747100021 BR
SSF747100040 FB
SSF747100060 ZP



Shelf Stud With Hole

To suit SSF7472 Raised Shelf Strip.


SSF747300020 EB
SSF747300040 FB
SSF747300060 ZP



Double Shelf Stud

To suit SSF7470 Flat Shelf Strip.


SSF747500060 ZP



Shelf Stud

To suit SSF7472 Raised Shelf Strip.

SSF747400040 FB
SSF747400060 ZP



Rubber Buffer

To suit SSF7471 and SSF7473 Shelf Studs. For glass shelves.

SSF747700003 BL



Raised Shelf Strip

2m long. Fixing holes 98mm c/c. For flush or surface mounting. 16mm wide x 6mm deep.

SSF294100120 EB
SSF294100161 NP



Plain Shelf Stud

To suit SSF2941 Raised Shelf Strip.

SSF300200220 EB
SSF300200160 ZP



Shelf Stud With Square Hole

To suit SSF2941 Raised Shelf Strip.

SSF300203060 ZP



Shelf Stud With Spigot

To suit SSF2941 Raised Shelf Strip.

SSF300201060 ZP



SHELF STRIP

Pilaster Shelf Strip



Fixing holes 114mm c/c. Numbered slots for easy cutting and shelf location. 16mm wide x 5mm deep. 1829mm or 2438mm long.

USF062710001 SC 1829mm Aluminium
USF062700101 SC 2438mm Aluminium
USF062700126 EB 2438mm Aluminium
USF062700120 EB 1829mm Steel
USF062700220 EB 2438mm Steel
USF062701160 ZP 2438mm Steel

Raised Bookcase Strip



1829mm long. Fixing holes 114mm c/c. Steel. 19mm wide x 4mm deep.

SSF233000020 EB
SSF233000060 ZP

Shelf Stud With Hole



To suit USF0627 and SSF2330 Shelf Strips.

USF064300020 EB
USF064310060 ZP

Shelf Strip



Complete with two end caps. 2440mm long. For 15mm wood shelves.

Strip

USF990240904 WH
USF990240807 BE

Additional End Caps

USF990241804 WH
USF990241707 BE

Folding Shelf Bracket



Adjustable to four positions, 0°, 70°, 80° and 90°. 300mm deep. Weight capacity 340kg per pair.

SSF020600004 WH

CAN'T FIND WHAT YOU'RE
LOOKING FOR?

CONTACT US NOW:

01483 237621

sales@unico.uk.com

Shelf Stud & Socket



Socket for 7mm hole (6.5x9.5mm).

SSF011100120 EB Socket
SSF011100161 NP Socket
SSF011100220 EB Spade Style Stud
SSF011100261 NP Spade Style Stud
SSF011100020 EB Banjo Style Stud
SSF011100061 NP Banjo Style Stud
SSF011100303 BL Rubber Buffer

Shelf Stud



With metal pin. For 5mm hole. Plastic 10x10mm stud.
SSF102100001 SC

Shelf Stud and Socket



7mm hole for the stud. 7.8mm hole for the socket.

USF120000020 EB Stud
USF110000020 EB Socket

Shelf Stud



5mm hole.

USF033200020 EB
USF033200061 NP

Shelf Stud With Pin



Plastic stud. 18mm nail. 15x7mm overall.

USF066200004 WH
USF066200005 BR

Shelf Stud



Plastic. 5mm peg. 15mm long overall.

SSF102000004 WH
SSF102000005 BR

SHELF STUDS AND SUPPORTS

Shelf Stud

Plastic. 5x8mm peg.
SSF100200005 BR



Shelf Stud

5mm pegs.
SSF102200061 NP



Shelf Stud For Glass



5mm peg.
USF314608161 NP

Shelf Support For Glass



5mm peg. 6-10mm glass. Locks in position depending on glass thickness.

USF500000061 NP

Glass Clamps



SMI4335 is suitable for 4-10mm glass. SMI4345 is suitable for 5-8mm glass. For mounting on flat surfaces.

SMI433500161 NP 62x55mm

SMI434500262 MNP 52x41mm

Magic Wires



3mm thick.

USF064000060 ZP 127mm

USF064000160 ZP 196mm

USF064000260 ZP 246mm

Metal Tie Rails



SWF503000061 NP 300mm

SWF503500020 EB 350mm

SWF503500061 NP 350mm

SWF504000061 NP 400mm



SEE OUR ENTIRE RANGE ONLINE:

www.unico.uk.com


Plastic Sliding Door Channel 2m



Plastic channel for sliding doors.
2m lengths.

	Type	Groove width
SDF007700203 BL	Twin Bottom	4.7
SDF007800203 BL	Twin Top	4.7
SDF007300203 BL	Single Bottom	6.35
SDF007400203 BL	Single Top	6.35
SDF007500203 BL	Twin Bottom	6.35
SDF007600203 BL	Twin Top	6.35
SDF007900203 BL	Single Bottom	9.5
SDF008000203 BL	Single Top	9.5

Aluminium Sliding Door Channel



2m long. Can be used for glass, plywood or hardwood. Panels should be cut 12.7mm shorter in height than the opening to allow for the door to be lifted in and out. Weight capacity 11kg. Max glass size 6.35mm.

- SDF003800066** PA Single Bottom Track
- SDF003900066** PA Single Top Track
- SDF003400066** PA Twin Bottom Track
- SDF003500066** PA Twin Top Track

Need
Glass
Locks?



See page **26**

Plastic Sliding Door Track



Suitable for sliding door systems, counters and luggage racks.
Weight capacity 7kg. 2m long.

- SDF099400103** BL 11.1x3.9mm
- SDF099400203** BL 15.8x4.7mm

Plastic Slides



For use with SDF099400103

- SDF099800004** WH 7kg

For use with SDF099400203

- SDF099800204** WH 12kg



WOOD SLIDING DOOR SYSTEMS

Wood Sliding Door System



Screw on door guides and rollers. The screw on version is installed by boring a 30x10mm hole and securing with screws. The top guide has 3mm adjustment. Weight capacity 12kg. 6mm top guides for use with a groove in the wood.

Screw On

SDF061100004 WH Roller

SDF061100005 BR Roller

SDF061200304 WH 3mm Top Guide

SDF061200305 BR 3mm Top Guide

SDF061200604 WH 6mm Top Guide

SDF061200605 BR 6mm Top Guide

Wood Sliding Door System



Knock In door guides and rollers. The knock in version is installed by boring a 35x10mm hole. The top guide has 3mm adjustment. Weight capacity 12kg. 6mm top guides for use with a groove in the wood.

Knock In

SDF068100004 WH Roller

SDF068100005 BR Roller

SDF068200304 WH 3mm Top Guide

SDF068200305 BR 3mm Top Guide

SDF068200604 WH 6mm Top Guide

SDF068200605 BR 6mm Top Guide

25m Coil Track

Supplied in a 25m coil.
7mm wide x 5.5mm deep.

SDF061000004 WH

SDF061000005 BR



40kg Sliding Door Kit



Available with track lengths 155cm, 190cm or 230cm. Each set is suitable for 1 door and comes complete with 1 x single track, 2 x top rollers, 2 x stoppers, 1 x bottom guide and 1 x screw set. Additional accessory kit for second door is also available. Max weight 40kg.

SDF139000160 ZP 155cm 1 Door

SDF139000260 ZP 190cm 1 Door

SDF139000360 ZP 230cm 1 Door

SDF139000060 ZP Accessory Kit 1 Door

SDF139000460 ZP Facia Fixing Bracket

80kg Sliding Door Kit



Available with track lengths 155cm, 190cm or 230cm. Each set is suitable for 1 door and comes complete with 1 x single track, 2 x top rollers, 2 x stoppers, 1 x bottom guide and 1 x screw set. Additional accessory kit for second door is also available. Max weight 80kg.

SDF140000160 ZP 155cm 1 Door

SDF140000260 ZP 190cm 1 Door

SDF140000360 ZP 230cm 1 Door

SDF140000060 ZP Accessory Kit 1 Door

SDF140000460 ZP Facia Fixing Bracket



SEE OUR ENTIRE RANGE ONLINE:

www.unico.uk.com

NEED ADVICE? EMAIL: sales@unico.uk.com
CALL: **01483 237621**

WOOD SLIDING/BIFOLD SYSTEMS

Sliding Door System



SDF63200068 AL Double Top Track 3m



SDF632000168 AL Double Bottom Track 3m



SDF632000268 AL Cover For Double Bottom Track 3m



Sliding door set for 1 door. Max weight 70kg.

SDF632000403 BL Sliding Door Set 70kg

Bifold Door System



SDF634400101 SC Single Top Track 4m



SDF634400161 NP Top Roller & Hinge 20kg



SDF634400261 NP Top Roller & Hinge 40kg

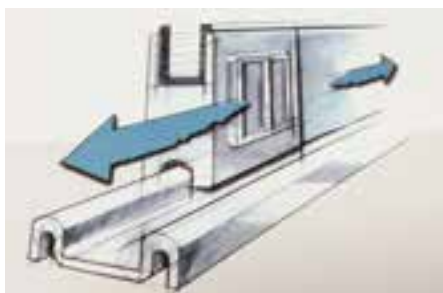


Use the same quantity of Bifold Centre Door Hinges as cabinet hinges.

UH1030100060 ZP Centre Door Hinge

GLASS SLIDING DOOR SYSTEM

Glass Sliding Door System



Suitable for 5-6mm glass.

SDF630320968 SAA Top Track 5m

SDF630301268 SAA Glass Rail 5m

SDF630300168 SAA Bottom Track 5m

SDF630300706 GR Plastic Gasket 1m

SDF630300461 NP 5kg Nylon Rollers

SDF630300401 SC 10kg Steel Rollers

SDF630300565 MCP End Caps

SDF630600604 WH Plastic Silencers

SDF630300865 MCP Safety Plate

SDF857500165 MCP Handle

SDF068150065 MCP Differ Lock

SDF068150265 MCP Keyed Alike Lock

CONTACT US

NOW FOR

TRADE PRICES:

01483 237621

sales@unico.uk.com

Top Track



5m in length. Suitable for 5-6mm glass

SDF630320968 SAA

Plastic Gasket



Sold in multiples of 1m. Suitable for 5-6mm glass.

SDF630300706 GR

Glass Rail



5m in length. Suitable for 5-6mm glass.

SDF630301268 SAA

Bottom Track



5m in length.

SDF630300168 SAA

NEED ADVICE? EMAIL: sales@unico.uk.com
CALL: **01483 237621**

Nylon Rollers



5kg max weight. Slots into the Glass Rail.
SDF630300461 NP

Steel Rollers



10kg max weight. Slots into the Glass Rail.
SDF630300401 SC

End Caps



Secures into the Glass Rail.
SDF630300565 MCP

Plastic Silencers



Clips onto the glass to prevent friction between glass and track.
For use with 4mm glass.
SDF630600604 WH

Safety Plate



To prevent lifting of the glass when locked.
SDF630300865 MCP

Glass Door Handle



Secures into the Glass Rail.
SDF857500165 MCP

Push Button Glass Door Lock



Secures into the Glass Rail.
SDF068150065 MCP Differ
SDF068150265 MCP KA

- LOW TRADE PRICES
- FREE DELIVERY OVER £150 (NET)
- NO MINIMUM ORDER CHARGE
- NO SPLIT PACK CHARGE
- EXCELLENT CUSTOMER SERVICE

DESK FITTINGS

Keyboard Slides Single Extension



Suitable for keyboard trays or retractable shelves under worktops which do not require drawer disconnect. Lock in/out feature. Slotted brackets for easy installation and adjustment. 79mm overall drop height.

UDS810011660 ZP 406mm (16")

UDS810011860 ZP 457mm (18")

UDS810012060 ZP 508mm (20")

Sliding Keyboard Tray



Accommodates keyboard, pens and clips. Plastic tray with smooth ball bearing slides and spring lock. Under desk fixing with brackets. Internal size of tray 525x232x27.5mm. Complete with screws.

SDE252318003 BL

SDE252318406 GR

Lockline Keyboard Tray Mechanism



Vertical drop 127mm. 7 positions. Recommended tray size 600x305x20mm. Single hand operation. Weight capacity 80kg.

SDE412300003 BL

CPU Holder



Mounted on a glide track and able to swivel through 360° in any position along the track.

SDE775600006 GR

Pen Tray



224x330x22mm cut out. 232x344mm overall.

SDE312000016 BL


Adjustable Pen Tray



Adjustable from 325mm to 450mm (overall size).

SDE312020003

Need
Drawer
Slides?



See page **47**

Plastic Cable Grommet & Sprung Lid



60mm or 80mm cable grommet with sprung lid.

SDE330310004 WH 60mm
SDE330310003 BL 60mm
SDE330310104 WH 80mm
SDE330310103 BL 80mm

Plastic Cable Grommet

For 80mm hole. 22mm deep.

SDE330300003 BL
SDE330300005 BR
SDE330300006 GR



Zamak Cable Grommet



With brush insert. 60mm or 80mm diameter.

SDE311500169 MNP 60mm
SDE311500069 MNP 80mm

Oval Cable Grommet 'Salsa'



Complete with Stainless Steel lids.

SDE252032003 BL 105x32x15mm Bore
SDE252032103 BL 150x57x15mm Bore
SDE252032203 BL 250x57x15mm Bore

Plastic Cable Grommet 'Cha-Cha'



90x18.5mm hole.

SMI252004019 AN

Plastic Cable Grommet 'Samba'



60mm or 80mm hole. 18mm deep.

SDE252006003 BL 60mm
SDE252006065 MCP 60mm
SDE252008003 BL 80mm
SDE252018065 MCP 80mm

Zamak Cable Grommet 'Tango'



80mm hole. 22mm deep.

SDE252008065 MCP

Aluminium Cable Grommet 'Rumba'



SDE252034001 SC 80x80mm
SDE252034501 SC 80x276mm

DESK FITTINGS

Cable Organiser



1000mm long. Sinkers sold separately.

SDE252061003 BL Cable Organiser

SDE252062003 BL Sinkers

Wireless Smartphone Charger Grommet



80mm grommet for 79mm diameter hole. Simply place your Qi-enabled device on the grommet to charge it.

SDE340000003 BL

Cable Hooks



Under table mount. Nylon, glass fibre reinforced. 6x75x55mm.

SDE252051003 BL

'Soul' USB Hub



For 80mm hole. USB Plug In with 4 USB slots and 1.5m cable.

SDE252046501 CP Soul Grommet

SDE252045503 BL USB Plug In

TV/Monitor Lift



Pop up TV gas lift. Press to release and push down again to secure.

UTV088036060 ZP

**SIGN UP FOR OUR
MONTHLY EMAIL**

CONTACT US NOW:
sales@unico.uk.com

Chrome Adjustable Leg Set of 4



60mm diameter adjustable legs for supporting worktops, table-tops and desks. 30mm height adjustment. Complete with mounting bracket and adjustable base. Set of 4 legs. Other finishes available to order.

SLF600044064 CP 440mm
SLF600067364 CP 710mm
SLF600082064 CP 820mm
SLF600011064 CP 1100mm

Adjustable Plinth Legs



Plinth leg with screw mounted top. Plinth clip and bracket ordered separately.

SLF400410003 BL 100mm
SLF400415003 BL 150mm
SLF400500003 BL Clip & Bracket

Plinth Height Adjuster 100kg



Steel outer / plastic adjuster. Height 30mm. Adjustment 20mm. Weight capacity 100kg.

SLF030000060 ZP

Plinth Height Adjuster 150kg



Steel outer / diecast inner. Height 30mm. Adjustment 20mm. Weight capacity 150kg.

SLF030000160 ZP

Twin Plate & Height Adjuster



Heavy duty. M10 thread. With support for carcass. Weight capacity 200kg.

SLF500300160 ZP

Twin Plate



Suitable for an M8 Height Adjuster, see page 86.

SLF500200060 ZP



SEE OUR ENTIRE RANGE ONLINE:
www.unico.uk.com

LEG FITTINGS

Corner Leg Bracket



The bracket is fixed in the corner with a carrying angle to support the carcass. M8x65mm thread. Weight capacity 150kg.

SLF015200060 ZP RH
SLF015200160 ZP LH

Screw On Plate



For use with threaded height adjusters.

SLF016700060 ZP M6 400kg
SLF016700160 ZP M8 400kg
SLF016700260 ZP M8 500kg
SLF016700360 ZP M10 500kg

M8 Height Adjuster



M8 thread.

SLF500803560 ZP 35mm
SLF500805060 ZP 50mm
SLF500806060 ZP 60mm
SLF500808060 ZP 80mm
SLF500810060 ZP 100mm

Partition Adjuster With Bracket



M10x50mm adjuster. Max weight 350kg.

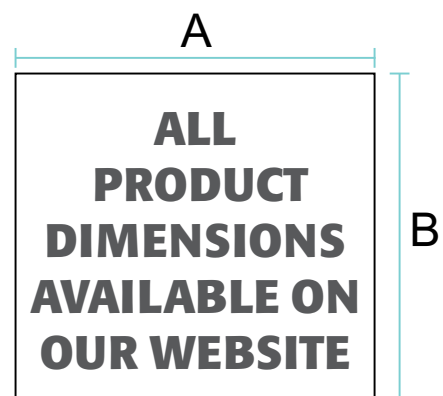
SLF015600060 ZP

Knock In Height Adjuster



M8x80mm adjuster.

SLF106100001 BL



Height Adjuster 'Alpha'



Ø refers to the base diameter.

SLF001300003 BL Ø15mm M6x22mm Stud
SLF001300103 BL Ø20mm M6x22mm Stud
SLF001300203 BL Ø20mm M6x40mm Stud
SLF001062303 BL Ø25mm M6x22mm Stud
SLF001300403 BL Ø25mm M8x22mm Stud
SLF001300503 BL Ø32mm M8x22mm Stud
SLF001300603 BL Ø38mm M8x26mm Stud
SLF001300703 BL Ø44mm M8x26mm Stud
SLF001300803 BL Ø60mm M10x34mm Stud

Height Adjuster 'Mau'



Ø refers to the base diameter.

SLF001062003 BL Ø20mm M6x20mm Stud
SLF101621403 BL Ø28mm M8x22mm Stud
SLF101621503 BL Ø28mm M8x38mm Stud
SLF101623003 BL Ø32mm M10x25mm Stud

Height Adjuster 'Vela'



Ø refers to the base diameter.

SLF001400003 BL Ø40mm M8x40mm Stud
SLF001400103 BL Ø50mm M8x40mm Stud
SLF001400203 BL Ø50mm M10x22mm Stud

Height Adjuster 'Beta'



Ø refers to the base diameter.

SLF001061903 BL Ø20mm M6x6mm Stud
SLF001062203 BL Ø20mm M6x22mm Stud

Height Adjuster 'Solo'



Ø refers to the base diameter.

SLF001600003 BL Ø29mm M6x18mm Stud
SLF001600103 BL Ø29mm M8x18mm Stud

Height Adjuster 'Time'



Ø refers to the base diameter.

SLF101351003 BL Ø50mm M10x34mm Stud

HEIGHT ADJUSTERS

Height Adjuster 'Octo'



Ø refers to the base diameter.

SLF001500003 BL Ø27mm M8x21mm Stud

SLF001500103 BL Ø27mm M10x35mm Stud

Height Adjuster



Ø refers to the base diameter.

SLF001062703 BL Ø20mm M6x27mm Stud

Height Adjuster 'Jack'



Ø refers to the base diameter.

SLF001700003 BL Ø25mm M8x25mm Stud

Height Adjuster



Ø refers to the base diameter.

SLF001064703 BL Ø20mm M6x47mm Stud

Height Adjuster 'Conway'



Ø refers to the base diameter.

SLF001900003 BL Ø44mm M10x34mm Stud

- LOW TRADE PRICES
- FREE DELIVERY OVER £150 (NET)
- NO MINIMUM ORDER CHARGE
- NO SPLIT PACK CHARGE
- EXCELLENT CUSTOMER SERVICE

Height Adjuster 'Arc'



Ø refers to the base diameter.

SLF002300064 CP Ø30mm M8x20mm Stud
SLF002300164 BL Ø50mm M8x20mm Stud

Height Adjuster 'Titan'



Ø refers to the base diameter.

SLF002400064 CP Ø26mm M8x25mm Stud
SLF002400160 ZP Ø27mm M8x18mm Stud
SLF002400264 CP Ø43mm M8x25mm Stud

Height Adjuster 'Colarado'



Ø refers to the base diameter.

SLF002500064 CP Ø50mm M8x25mm Stud
SLF002500164 CP Ø50mm M10x34mm Stud

Height Adjuster 'Strato'



Ø refers to the base diameter.

SLF002700064 CP Ø50mm M10x60mm Stud

Height Adjuster



Ø refers to the base diameter.

SLF001182061 NP Ø29mm M8x20mm Stud

Height Adjuster 'Norfolk'



Ø refers to the base diameter.

SLF001800003 NP Ø23mm M8x25mm Stud

GLIDES

Glides



6mm prongs.

SLF023401361 NP Ø13mm

SLF023401661 NP Ø16mm

SLF023401961 NP Ø19mm

SLF023402261 NP Ø22mm

SLF023403261 NP Ø32mm

Glides



SLF002002003 BL Ø39mmx20mm

SLF002004506 GR Ø45mmx40mm

Plastic Wedge



Snap off to length required. 1mm to 8mm thickness.

SLF076400005 BR

Need Hinges?



See page **35**

Plastinails



SLF187501601 SC Ø16mm

SLF187501804 WH Ø18mm

SLF187501901 SC Ø19mm

Nail On Glide



SLF102201561 NP Ø15mmx14mm

SLF102201661 NP Ø16mmx14mm

SLF102201861 NP Ø18mmx16mm

SLF102202061 NP Ø20mmx18mm

SLF102202361 NP Ø23mmx19mm

SLF102202561 NP Ø25mmx19mm

SLF102202861 NP Ø28mmx20mm

SLF102203061 NP Ø30mmx20mm

SLF102203561 NP Ø35mmx27mm

Nail On Glide 'Norfolk'



SLF102101861 NP Ø18mmx14mm

SLF102102061 NP Ø20mmx14mm

SLF102102361 NP Ø23mmx15mm

SLF102102661 NP Ø26mmx15mm

SLF102103061 NP Ø30mmx15mm

SLF102104061 NP Ø40mmx26mm



SEE OUR ENTIRE RANGE ONLINE:

www.unico.uk.com

Continental Leg Plates



SLF053200160 ZP 126x58mm 10x15mm Hole



SLF053200260 ZP 126x58mm Ø10mm Hole x2



SLF053200360 ZP 111x60mm Ø10mm Hole

Continental Leg Plates



SLF053200460 ZP 140x59mm 10x12mm Hole



SLF053200519 ZP 116x40mm Ø10mm Hole



SLF053200660 ZP 111x50mm Ø10mm Hole

LEG SYSTEMS

Table Leg Plate



For bracing both table side rails at each leg position. Let into groove and held onto each side rail.

SLF014700660 ZP 87x31mm

SLF014700360 ZP 121x50mm

SLF014700060 ZP 117x76mm

Wood To Metal Dowel Screw



SLF014765060 ZP M6x50mm

SLF014700460 YZ M8x70mm

SLF014701060 ZP M8x80mm

SLF014701220 YZ M8x100mm

SLF014707060 ZP M10x70mm

SLF014710020 ZP M10x100mm

Dowel Inserting Tool



For use with Wood To Metal Dowels.

SLF014800801 SC M8

SLF014801001 SC M10

Wing Nuts



SLF014700860 ZP M6

SLF014700560 ZP M8

SLF014700760 ZP M10

Kea Leg Fittings



The leg sockets allow you to tighten and adjust your table leg in any position due to the patented internal sprung thread.

SLF014900860 ZP Bush M8

SLF014900960 ZP Bush M10

SLF014901060 ZP Corner Bracket M8

SLF014901160 ZP Corner Bracket M10

SLF014901260 ZP Square Bracket M8

SLF014901360 ZP Square Bracket M10

SLF014901460 ZP Round Bracket M8

SLF014901560 ZP Round Bracket M10

CONTACT US

NOW FOR

TRADE PRICES:

01483 237621

sales@unico.uk.com

Twin Wheel Castor and Plate



SLF005303003 BL Ø30mm 38x38mm Plate Unbraked
SLF005304003 BL Ø40mm 42x42mm Plate Unbraked
SLF005305003 BL Ø50mm 42x42mm Plate Unbraked
SLF005304103 BL Ø40mm 42x42mm Plate Braked
SLF005305103 BL Ø50mm 42x42mm Plate Braked

Twin Wheel Castor and Threaded Pivot



SLF005405003 BL Ø50mm M8x15mm Pivot Unbraked
SLF005505003 BL Ø50mm M10x15mm Pivot Unbraked
SLF005405103 BL Ø50mm M8x15mm Pivot Braked
SLF005505103 BL Ø50mm M10x15mm Pivot Braked

Twin Wheel Castor and Plate



SLF006406506 GR Ø65mm 42x42mm Plate Unbraked
SLF006406606 GR Ø65mm 42x42mm Plate Braked

Fork Castors



SLF081205160 ZP 50mm 50kg Unbraked
SLF081205060 ZP 50mm 50kg Braked
SLF081207660 ZP 75mm 70kg Unbraked
SLF081207560 ZP 75mm 70kg Braked

Box Castor

Max load 25kg.

SLF025200060 ZP



Box Castor

Wheel 13x14mm. Plate Ø 26mm.

SLF025300003 BL



Corner Castor



28mm wheel. Plate 110x37x17mm.

SLF005002801



SEE OUR ENTIRE RANGE ONLINE:
www.unico.uk.com

TABLE FITTINGS

Turntable



360° Easy swivelling action. Stainless Steel ball bearings.

- UTV103130001** AL Ø304mm 50-70kg
- UTV103140001** AL Ø401mm 80-100kg
- UTV103160001** AL Ø600mm 170-190kg

Table Cleat

Surface mounted. 60mm diameter.

- UTF400000021** EB
- UTF400000061** NP



Table Click Catch



For connecting tables and table leaves. Concealed when not in use.

- SCA240311060** ZP

90° Click Catch

Ideal for connecting panels at right angles.

- SCA240311460** ZP



Surf Table Connector



Zamak table connector. For connecting tables and table leaves. Swivels under the table when not in use.

- SCA240310065** MCP

Table Flip Bracket

For table leaves.

- SHI300001820** EB



Recess Mounted Folding Leaf Hinge



For 18mm or 22mm board.

- SHI200001820** EB 18mm
- SHI200002219** YZP 22mm

Locator Pins



For table tops.

- UKD114000005** BR
- UKD114000021** EB

Coffee Table Lift Mechanism



Turn your coffee table into a work desk.

UTF500045003 BL Small
UTF500091403 BL Large

Table Extension Slides



To enable the opening of table tops to insert extra leaves. Sold in pairs.

SMI035506060 ZP 600mm
SMI035506560 ZP 650mm
SMI035507060 ZP 700mm
SMI035507560 ZP 750mm
SMI035508060 ZP 800mm
SMI035501060 ZP 1000mm

Wooden Synchron Table Slide



To enable the opening of table tops to insert extra leaves. Sold in pairs.

STF035565060 SC 650mm Opening
STF035510301 SC 1035mm Opening

Syncron Table Slide



Central opening synchronised slides. Easy opening of table frames to insert extra panels.

STF035457060 ZP 570mm Opening
STF035462060 ZP 620mm Opening
STF035410260 ZP 1020mm Opening

Folding Leaf Table Mechanism



Hide-away mechanism for folding tabletop. The mechanism enables a two-piece folding extension leaf to be installed in an extending table with a fixed frame. The bar can be cut to accommodate smaller tables.

UTF110065060 ZP

Support Bracket For Table Flaps



Used to support the table flaps in the closed position. Use with the Folding Leaf Table Mechanism.

STF240316020 YZ



Unico Components Ltd Unit 2B Henley Business Park,
Pirbright Road, Normandy, Guildford GU3 2DX

Call: 01483 237621

Email: sales@unico.uk.com